



UNIT 15 | SESSION 4

EVERY PERSON MATTERS

PSALM 139

CHRIST CONNECTION:

Every person matters. God created us and cares for us. He sent His Son, Jesus, to save us from our sins. God commands us to show love to everyone.

BIG PICTURE QUESTION:

What makes people special? People are special because God made us.

KEY PASSAGE PHRASE:

I will praise God because He made me. Psalm 139:14



YOUR HEART TO TEACH



LEADER Bible Study

From the garden of Eden to the great restoration of the last days, men and women have attempted to hide themselves from God, seeking safety and avoidance of the consequences of sin due to those who think, speak, and act contrary to God’s good design.

We first find this in the garden following the initial sin of Adam and Eve. After seeking their own pleasure, satisfaction, and authority, they felt the onset of conviction over their sin. Their solution to this sense of wrongdoing was to hide from the One who made them, loved them, and had given them the instructions they rebelled against. No surprise to us, God knew where they were. He drew them out of their hiding and confronted them in their attempts to hide their sin.

Even in the last days, this effort to hide from God won’t be successful. In Revelation 6 as the seals are being opened, verse 15 speaks of kings, nobles, generals, rich, powerful, slaves, and free people hiding in caves and among the rocks as the wrath of God for sin becomes more and more imminent. In an effort to hide from God, they run for cover hoping they can escape the looming punishment. In the subsequent chapters of this apocalyptic letter, that coming wrath is revealed against the ungodly and their hiding proves to be to no avail.

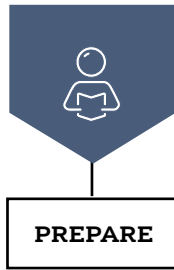
Reading these accounts of people seeking to hide from God brings to light at least two very important truths. First, we cannot hide from God. There is nowhere we can go in His creation that He will not be aware of. Second, God knows not just where we are, but every other detail of who we are as well.

In light of this, Psalm 139 provides the most freeing of assurances to our failed attempts to hide, giving the reader a beautiful understanding of the sovereignty of God and the value of every human life. Not only is there no where we can go to hide from God, but every other detail of our lives is known to Him, and even determined and directed by Him.

The next time you are tempted to hide from God because of sin, guilt, or shame, remember these central truths. There is nowhere you can go to flee from God. He knows you better than you know yourself. And He wants you to accept that, willingly confess your sin to Him, and trust that He is gracious and merciful to forgive His children because of His Son, Jesus.

Omniscient: having all knowledge, which is true only of God. God knows people better than they know themselves.

TERMS TO KNOW



YOUR HEART TO TEACH

GATHER Supplies

Keep a supply of the following items available during all teaching sessions: Allergy Alert, Bibles, washable markers, crayons, scissors (adult use), blunt-tipped scissors, construction paper, copy paper, glue sticks, glue, tape, baby dolls, blocks, play dough, and a beanbag.



WELCOME

Talk about our senses

- Big Picture Question Poster
- full-length nonbreakable mirror or a few handheld nonbreakable mirrors, used last session in “Look what I can do”



LEARN

Review the Bible story

- Bible Story Picture

Learn the key passage phrase

- Key Passage Phrase Marker



LOVE

Sort pictures of people

- “Pictures of People” printable, 1 copy

Make a people collage poster

- clothing catalogs and magazines
- poster board



LIVE

Make a picture of you

- pieces of different cloths and fabrics
- pieces of different colors of yarn
- googly eyes

Look at Bible story pictures

- Bibles with pictures
- Bible storybooks
- Bible Story Picture Posters from previous sessions

Snack and transition

- snacks
- Activity Page, 1 per child



BONUS

Practice the key passage phrase

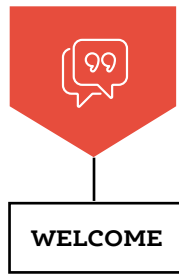
- Key Passage Phrase Marker
- bag

Make pretend birthday cupcakes

- cupcake wrappers
- birthday candles

Listen for the bell

- bell



Provide as many learning activities as possible from the *Love* and *Live* sections to give preschoolers choices to learn. Incorporate the Bible story, the Christ connection, and key passage phrase in your conversations as the preschoolers engage in learning activities throughout the session.

WELCOME

Use the following activity to greet children as they enter the classroom. Talk about the big picture question and answer. After each child completes the welcome activity, encourage him to participate in the activities provided from the *Love* and *Live* sections of the leader guide.

TALK ABOUT OUR SENSES

Locate the nonbreakable mirrors used in “Look what I can do” last session. Display the big picture question poster by the door. Greet each child at the door and show him the big picture question poster. Encourage the children to look in the mirror as they point to their eyes, mouths, ears, hands, and noses. Talk about things they see, taste, hear, touch, and smell.

SAY “ Welcome! I am glad you are here today. Do you remember **what makes people special? People are special because God made us.** God made you special. In today’s Bible story, David praised God for making him special. David knew that God knows and loves each person. We can praise God for making us to see, hear, smell, feel, and taste. We can also praise Him for knowing and loving us. ”





THE STORY OF THE GOSPEL

LEARN the Bible Story

1 NAME TIMES WE PRAY

Welcome the children to group time. Comment that today our story is a prayer written by King David. Guide preschoolers to name times they can pray such as at meal times, bed time, before going to preschool, when they are excited, when they are afraid, and other times during the day and night.

SAY “ King David wrote many prayers or songs to God. We will hear his prayer in our Bible story. We can pray and talk to God any time. ”

2 TELL THE BIBLE STORY

Open your Bible to Psalm 139 and tell the following Bible story.

EVERY PERSON MATTERS

SAY “ King David wrote a psalm, or song, to God. David praised God. God knows every person, and He is always with us.

David wrote, “Lord, You know me. You know when I sit down and when I stand up. You know everything I think about. You know when I travel and when I rest; You know everything about me. You know what I am going to say before I open my mouth.

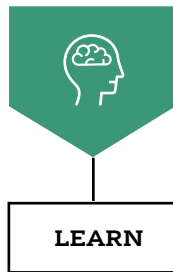
“Everywhere I go, You are there with me. I cannot run from You or hide from You.

“You created me. I will praise You because You made me. Everything You make and do is wonderful!”

“You knew me and saw me before I was born. You knew what my life would be like. You planned out all my days.”

Finally David prayed, “God, You know what I think and feel. See if I am doing wrong, and lead me to live the way that is right.” ”

Christ Connection: Every person matters. God created us and cares for us. He sent His Son, Jesus, to save us from our sins. God commands us to show love to everyone.



THE STORY OF THE GOSPEL

3 REVIEW THE BIBLE STORY

Show the Bible story picture to the preschoolers. Comment that David prayed and thanked God for making him and for knowing all about him. Ask each child to name something special about himself or something that he has learned to do.

SAY “ David was a shepherd when he was young, and God had an important job for him. God chose David to be king. God saw David and knew what was special about him. God made us and we are special! We each said something special about ourselves. Every person matters. God created us and cares for us. He sent His Son, Jesus, to save us from our sins. God commands us to show love to everyone. ”

4 SING A SONG

Sing the song to the familiar tune of “Did You Ever See a Lassie?”

“Did you know that you are special, you are special, you are special?
Did you know that you are special because God made you?”

5 LEARN THE KEY PASSAGE PHRASE

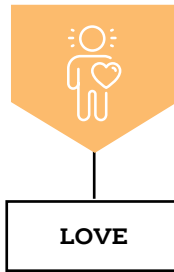
Place the key passage phrase marker at Psalm 139:14. Invite a child to open your Bible to the key passage phrase. Read the phrase and then invite the boys to say it together. Next allow the girls to say it together. Then encourage everyone to say the key passage phrase together.

SAY “ David praised God because he knew that God made him and loved Him. We can also praise God because He made us! ”

6 PRAY

Pray, for each child by name, thanking God for making him special and for having a plan for him. Ask God to help each child learn to obey God and show love to everyone.





THE GOD OF THE GOSPEL

LOVE God because of what we learned

1 PLAY A LISTENING GAME



Invite preschoolers to play a listening game. Remind the children that God made each of us and loves us all. Every person is special because God made us. Explain you will name different ways to describe people by the way they look, foods they like to eat, and things they like to play. Instruct children to stand up if the statement describes them or to remain seated if it does not describe them. Say a statement and guide them to stand or remain seated to follow directions. Give time for children to sit back down between statements. Possible statements ideas include: children with specific hair color, children with specific eye color, boys, girls, children who like to eat ice cream, and children who like to play outside. Use a variety of prompts so that everyone has several opportunities to stand.

SAY “Each of you stood when I named things that described you. We stood for different things. God made each of us, but we are not exactly the same. Each of us is special and God loves us!”

2 SORT PICTURES OF PEOPLE

Print the “Pictures of People” printable and cut apart the pictures. Guide children to look for ways the people are the same and different. Guide them to sort the boys and men from the women and girls. Then encourage the children to sort the adults, teenagers, children, and babies. Children may think of other ways to sort the pictures. Lead preschoolers in a prayer thanking God for making us and knowing all about us.

SAY “We looked at pictures of different people. God made each of these people. God made each of us, too. David wrote a prayer thanking God for making him and for knowing all about him. We can thank God for making us and knowing all about us, too. God loves us and wants us to love others. Every person is important to God.”

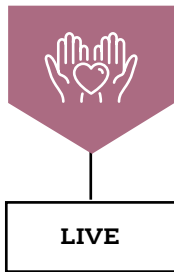
3 MAKE A PEOPLE COLLAGE POSTER

Print God made us. God loves us. at the top of a piece of poster board. Place clothing catalogs or magazines on a table with scissors, glue, and the prepared poster. Guide children to find pictures of people and tear them out of the magazines. After the children tear out the page, lead them to cut out people pictures with blunt-tipped scissors. (Cutting is a new, complex skill for preschoolers. Help them learn to hold the scissors in front of them and use their other hand to turn the paper as they cut.) Lead them to glue the pictures on the poster board. To simplify the activity, cut pictures of people from magazines prior to the session for preschoolers to glue to the poster board.

SAY “God made people able to make choices. You chose different pictures to cut out and glue to the poster board. We make different choices every day. We choose to praise God and thank Him for making us. God wants us to show love to everyone. What are ways we can show love to others?”

Transition from **LOVE** to **LIVE**





THE MISSION OF THE GOSPEL

LIVE for God out of love

1 MAKE A PICTURE OF YOURSELF

Guide children to draw pictures of themselves on pieces of paper. Provide various pieces of cloth, several colors of yarn for hair, and googly eyes. Encourage preschoolers to decorate their pictures by gluing pieces of cloth, yarn, and eyes to their papers. Younger preschoolers may make more of a collage of materials than an actual picture of themselves. Comment that a child chose brown yarn like their brown hair or that the blue cloth they chose is very pretty. Print the key passage phrase on each child's paper.

SAY “ We chose different pieces of cloth and yarn to put on our pictures. Tell me about your pictures. God made us and gave the ability to make choices. God made each of us special. We can praise God because He made us. Everything God does and makes is wonderful. ”

2 LOOK AT BIBLE STORY PICTURES



Set out Bibles, Bible storybooks, and Bible story picture posters from previous sessions for preschoolers to discover. Encourage preschoolers to talk about the Bible stories as they examine the pictures. Recall Bible stories from this unit like Jonah and Nahum.

SAY “ Pictures are often used to teach Deaf people Bible stories. You looked at pictures of Bible stories to remind you of the Bible. Who can you tell a Bible story to this week? ”

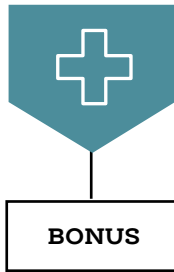
3 SNACK AND TRANSITION



Post an allergy alert. Serve the snack. As children eat, review and talk about the Bible story. When children finish their snack, lead them to complete the activity page. As they work, continue talking about the Bible story and emphasize the Christ connection.

SAY “ Every person matters. God created us and cares for us. He sent His Son, Jesus, to save us from our sins. God commands us to show love to everyone. ”

Remember to communicate helpful information to the bonus teaching hour leaders. If parents are picking up children at this time, tell them something their child did well during the session. Distribute the big picture cards for families. Encourage parents to engage with the family discussion starters and family activities during the week.



TEACHING HOUR

BONUS Teaching Hour Group Time

1 GUESS WHICH FRIEND

As preschoolers come to group time, describe a child by hair color and length, first letter of her name, and clothing. Lead the children to guess who you described. Comment that God created the child described and loves her. Continue the activity, describing each child and reminding them that God created them and loves them.

2 TALK ABOUT THE BIBLE STORY

Open your Bible to Psalm 139 and tell the following Bible story.

EVERY PERSON MATTERS

- King David wrote a psalm, or song, to God. David praised God. God knows every person, and He is always with us.
- David wrote, “Lord, You know me. You know when I sit down and when I stand up. You know everything I think about. You know everything about me. You know what I am going to say before I open my mouth. Everywhere I go, You are there with me.”
- Then, David said, “You created me. I will praise You because You made me. Everything You make and do is wonderful!”
- “You knew me before I was born. You knew what my life would be like.”
- Finally David prayed, “God, You know what I think and feel. See if I am doing wrong, and lead me to live the way that is right.”

3 SING A SONG

Sing the song below to the tune of “Did You Ever See a Lassie?”

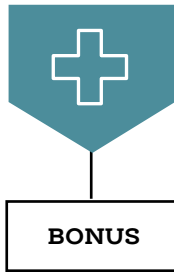
“Did you know that you are special, you are special, you are special?
Did you know that you are special because God made you?”

4 PRACTICE THE KEY PASSAGE PHRASE

Place the key passage phrase marker at Psalm 139:14 in the Bible. Print each child’s name on a slip of paper and put the papers in a bag. Select several names out of the bag and ask those children to say the key passage phrase together. Repeat several times, making sure each child’s name is selected in a group. Be sensitive to any children who may embarrass easily and not want to say the phrase aloud in a group.

5 PRAY

Pray for each preschooler by name, thanking God for creating everyone and for loving each person. Pray that we will obey God and show love to everyone.



TEACHING HOUR

BONUS Teaching Hour Activities

6 MAKE RAINBOW NAMES



Print each child's name in large letters on a piece of paper. Distribute the prepared papers to the preschoolers. Encourage children to trace their names with different colored crayons or markers. Ask the children which color is their favorite. Spell the children's names as they trace the letters. Comment that their names look like rainbows with all the different colors.

SAY “ God planned your life just as He planned David’s. God loves us and created each of us. God knows what you think and feel. You are important to God! David told God, ‘Lord, You know me. You know when I sit down and when I stand up. You know everything I think about. You know everything about me. You know what I am going to say before I open my mouth. Everywhere I go, You are there with me.’ David prayed that God would help him do what is right. ”

7 MAKE PRETEND BIRTHDAY CUPCAKES

Provide bright colors of play dough, cupcake wrappers, and birthday candles. Encourage the children to make birthday cupcakes by rolling balls of play dough to place in the cupcake wrappers and adding unlit candles. Take turns singing to one another. Lead preschoolers to pretend to blow out the candles on the “cupcakes.” Mention when each child's birthday is if you have access to that information. Comment that people have different birthdays. Say that on our birthdays we celebrate that we were born. God made us and loves us!

SAY “ Do you like to celebrate your birthday? Birthdays can be fun and make us feel very special! The Bible tells us that we are special every day, not just birthdays, because God made us! David praised God for making him and for loving him. David told God that everything God did was good and wonderful. How can we can praise God for making us and loving us. ”

8 LISTEN FOR THE BELL

Play a listening game. Lead children to sit in a circle. Choose a few preschoolers to stand and close their eyes. Give a bell to a child seated and encourage him to ring the bell. Ask the children standing to point toward the bell while their eyes remain closed. Continue by repeating the game, giving all children an opportunity to stand and ring the bell. Younger preschoolers may have a hard time keeping their eyes closed so you may suggest they turn to face away from the other children.

SAY “ We can hear the bell. God gave us ears to hear, eyes to see, a mouth to taste, a nose to smell, and hands to touch. We can enjoy the world God made. God created us and He created the world. God loves us and knows everything about us! What are other sounds you can hear? What do you see? Taste? Smell? Touch? ”

Release preschoolers to parents according to your church's security procedure. Tell them something that their child enjoyed doing or did well during the session.