



UNIT 15 | SESSION 4

EVERY PERSON MATTERS

PSALM 139

KEY PASSAGE:

Psalm 139:13-14

BIG PICTURE QUESTION:

What makes people special? People are special because we are made in God's image, as male and female, to know Him.

CHRIST CONNECTION:

Every person matters. God created us and cares for us. He sent His Son, Jesus, to save us from our sins. As we love and follow God, He calls us to love others and show respect to everyone.



PRIOR TO TEACHING THE SESSION



LEADER Bible Study

From the garden of Eden to the great restoration of the last days, men and women have attempted to hide themselves from God, seeking safety and avoidance of the consequences of sin due to those who think, speak, and act contrary to God’s good design.

We first find this in the garden following the initial sin of Adam and Eve. After seeking their own pleasure, satisfaction, and authority, they felt the onset of conviction over their sin. Their solution to this sense of wrongdoing was to hide from the One who made them, loved them, and had given them the instructions they rebelled against. No surprise to us, God knew where they were. He drew them out of their hiding and confronted them in their attempts to hide their sin.

Even in the last days, this effort to hide from God won’t be successful. In Revelation 6 as the seals are being opened, verse 15 speaks of kings, nobles, generals, rich, powerful, slaves, and free people hiding in caves and among the rocks as the wrath of God for sin becomes more and more imminent. In an effort to hide from God, they run for cover hoping they can escape the looming punishment. In the subsequent chapters of this apocalyptic letter, that coming wrath is revealed against the ungodly and their hiding proves to be to no avail.

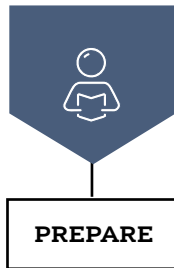
Reading these accounts of people seeking to hide from God brings to light at least two very important truths. First, we cannot hide from God. There is nowhere we can go in His creation that He will not be aware of. Second, God knows not just where we are, but every other detail of who we are as well.

In light of this, Psalm 139 provides the most freeing of assurances to our failed attempts to hide, giving the reader a beautiful understanding of the sovereignty of God and the value of every human life. Not only is there nowhere we can go to hide from God, but every other detail of our lives is known to Him, and even determined and directed by Him.

The next time you are tempted to hide from God because of sin, guilt, or shame, remember these central truths. There is nowhere you can go to flee from God. He knows you better than you know yourself. And He wants you to accept that, willingly confess your sin to Him, and trust that He is gracious and merciful to forgive His children because of His Son, Jesus.

TERMS TO KNOW

Omniscient: having all knowledge, which is true only of God. God knows people better than they know themselves.



PRIOR TO TEACHING THE SESSION

GATHER Supplies

Keep a regular supply of the following items available at all times: Bibles, pens or pencils, markers, crayons, colored pencils, scissors, glue or tape, paper.



WELCOME

Activity Page

- "God Created Me" activity page

Session Starter (Option 1)

- dry erase board
- dry erase marker



LEARN

Introduce the Session

- countdown video

Big Picture Question

- Big Picture Question Poster

Review the Timeline

- Giant Timeline

Tell the Bible Story

- "Every Person Matters" video
- Bible Story Picture Poster

Questions from Kids

- "Unit 15, Session 4" questions from kids video

Key Passage Activity

- Key Passage Poster
- "For It Was You (Psalm 139:13-14)" song
- worship song of your choice (optional)
- dry erase boards, 2
- dry erase markers, 2



LOVE

Review & Bible skills

- Small Group Timeline and Map Set
- world map



LIVE

Activity Choice (Option 1)

- cardstock, 1 piece per kid

Activity Choice (Option 2)

- Big Picture Question Poster

Journal and Prayer

- Journal Page
- "God of All" activity page



WELCOME Kids

Greet each kid as he or she arrives. Use this time to collect the offering, fill out attendance sheets, build relationships, and help new kids connect to your group.

| **SAY** “ Who knows you the best? Why do they know you the best? ”

1 ACTIVITY PAGE (5 minutes)

Invite kids to complete “God Created Me” on the activity page.

| **SAY** “ Every kid in this room matters to God. Look at how God made each of you so special and wonderful. In today's Bible story, we will read a song David wrote about God and how He knew everything about David. ”

2 SESSION STARTER (10 minutes)

OPTION 1: DO YOU KNOW ME?

Before the session, write these four questions on a dry erase board: What city were you born in? How many people are in your family? What is your favorite color? If you could travel anywhere in the world, where would you go?

Instruct kids to choose a partner. Provide each kid with paper and pen. Allow five minutes for kids to take turns asking each other these questions. Lead kids to write down the answers their partner gives them. Invite kids to share what they learned about their partners.

| **SAY** “ We don't know everything about each other. We ask questions and spend time trying to understand more about one another. But God already knows everything about us. He made us and loves us! ”

OPTION 2: FINISH THE SENTENCE

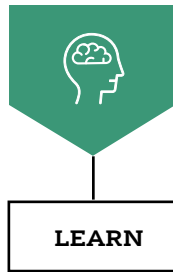


Instruct kids to choose a partner. Assign one partner to begin saying a sentence such as “I like to watch _____.” Lead the other kid to try and finish the sentence by guessing what their partner might say. Direct the partner to reveal if he got the answer correct. Switch roles and let the other partner begin the sentence.

Continue switching back and forth, allowing partners to try and finish each other's sentences. End the activity by asking kids if any of them finished the sentences correctly.

| **SAY** “ We might be able to make an educated guess at what someone might be thinking, but we do not know someone's thoughts at all times. Do you know who does? God knows every word before we even think or say it. In today's Bible story, we will learn that God knows everything about us.





THE STORY OF THE GOSPEL

INTRODUCE the Bible Story

1 INTRODUCE THE SESSION (3 minutes)

Show the countdown video as you transition to introduce the Bible story. Set it to end as the session begins.

SAY “ Hi, my name is [your name]. I’m so happy you are here today! Did you bring your Bibles? [Provide Bibles for kids who need one.] Today, like every week, we are going to learn from the Bible. 2 Timothy 3:16-17 teaches us that the whole Bible is God-breathed and is useful for teaching, rebuking, correcting, and training in righteousness. That means that if we want to learn more about God and about ourselves, we should study God’s Word.

Today, we’re going to read Psalm 139. Do you know who wrote many of the psalms? [Allow responses.] That’s right, David wrote many psalms. Some of the psalms David wrote were songs to God. Psalm 139 is a song of praise to God. ”

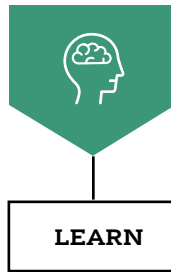
2 BIG PICTURE QUESTION (1 minute)

SAY “ Let’s see if you all can recite our big picture question and answer. [Allow kids to respond.] **What makes people special? People are special because they are made in God’s image, as male and female, to know Him.** Today’s Bible story teaches us that we are all wonderfully made by God. He created us to know Him and praise Him. ”

3 REVIEW THE TIMELINE (1 minute)

Show the giant timeline. Point to individual Bible stories as you review.

SAY “ Over the past several weeks, we have been learning that people are special to God. God cares for people so much that He wants to save them from their sin. We learned that God sent the prophet Jonah to Nineveh because He cared for the Ninevites and wanted them to turn to Him. We also learned that God showed that He would protect and care for His people by saving them from the Assyrians. Last week, we learned that because God cares for people He must punish sin. Today, we will read a psalm of David to understand how God knows everything about us and still chooses to save us from our sin. ”



THE STORY OF THE GOSPEL

LEARN the Bible Story

1 TELL THE BIBLE STORY: VIDEO OR STORYTELLER (10 minutes)

Open your Bible to Psalm 139. Use the Bible storytelling tips to help you tell the story, or show the Bible story video “Every Person Matters.” Use the bold text to retell or review the story.

EVERY PERSON MATTERS

“**King David wrote a psalm, or song, to the Lord. He praised God, who knows every person completely and is always with us.**

David wrote, “**Lord, You know me. You know when I sit down and when I stand up. You know everything I think about. You know when I travel and when I rest; You know everything about me.** Before I say a word, You know it. You are all around me. I feel You with me.

“Where can I go to escape from Your Spirit? Where can I flee from Your presence? **Everywhere I go, You are there with me. I cannot run from You or hide from You.**

“**You created me. You formed me in my mother’s womb. I will praise You because I have been remarkable and wondrously made. Everything You make and do is wonderful!** You knew me and saw me before I was even born. You knew what my life would be like. **You planned out all my days.**”

David ended his psalm with this prayer: “**Search me, God, and know my heart. Test me and know what makes me worry. See if I am doing wrong and lead me on the right path forever.**”

Christ Connection: Every person matters. God created us and cares for us. He sent His Son, Jesus, to save us from our sins. As we love and follow God, He calls us to love others and show respect to everyone. ”

STORYTELLING TIPS

Use movement: Move about the room as you tell the story. Act out some of the movements such as sit down, stand up, travel, and hide.

Use dramatic presence: Vary your tone of voice, posture, and position while telling the story.



THE STORY OF THE GOSPEL

2 REVIEW THE BIBLE STORY

SAY “ David's psalm was a song of praise to God. David understood that God knew everything about him. What were some things David said God knew about him? [Allow responses.] God knew where David was at all times. God knew every word before he spoke it. God knew where David would travel. God knew what was in David's heart.

David praised God because He had made him. Everything God does is wonderful. What did David pray? [Allow responses.] David prayed that God would search His heart and reveal any sin. God already knew what was in David's heart, but David did not know everything about his heart. The Bible tells us that our hearts can deceive us (Jer. 17:9). But God can help show us sin so that we can repent. God loved David even though David had sinned.

God knows everything about us too. He knows what is in our hearts as well. But God loves us and sent Jesus to save us from our sin. There is nothing God could know about us that would keep Him from loving us. Through Jesus, we can turn from sin, and like David, ask God to help us walk on the right path forever. ”

3 CHRIST CONNECTION

SAY “ Every person matters. God created us and cares for us. He sent His Son, Jesus, to save us from our sins. As we love and follow God, He calls us to love others and show respect to everyone. ”

(Tip: Use Scripture and the Gospel Plan Poster to explain how to become a Christian. Make sure kids know when and where they can ask questions.)

4 QUESTIONS FROM KIDS (3 minutes)

Show the “Unit 15, Session 4” questions from kids video. Prompt kids to discuss:

1. Sometimes I feel like no one notices me. Do I really matter?
2. Every person matters to God. How can you show love and respect to everyone you meet?

5 MISSIONS MOMENT (3 minutes)

Tell kids that some Bible translators estimate that only two percent of Deaf people have heard about Jesus. This fact makes Deaf people one of the most unreached people groups in the world. It is also estimated that less than 20 percent of Deaf people in the United States attend church. The reason that many Deaf people do not come is because there are not many churches offering a Deaf interpreter to sign what is being taught.

SAY “ Even though the Oakwood Deaf Community Church uses ASL in their Bible studies, worship services, and events, they also provide voice interpreting for the hearing church members and visitors. The church wants everyone to be able to know the good news about Jesus, whether it is through hearing God's word or seeing it presented in visual ways. ”



THE STORY OF THE GOSPEL

Remind kids that Deaf people are made in God's image and that He cares for them. Invite kids to pray, thanking God for Oakwood Deaf Community Church and how they are serving the Deaf community.

6 KEY PASSAGE ACTIVITY (5 minutes)

Show the key passage poster. Lead kids in reading aloud Psalm 139:13-14 together.

Form kids into two teams. Place two dry erase boards at the front of the room. Provide the first kid on each team with a dry erase marker, and on the shout of "Go" have them run to their dry erase board and write the first word of the verse. Then have them return to their team and pass the dry erase marker to the second person. The team that finishes writing the verse correctly first wins.

SAY “ Not only did God create us, but He knew us before we were even born. You matter to God. God made you to know Him. ”

Lead kids to sing “For It Was You (Psalm 139:13-14).” You may also choose to sing a worship song of your choice.

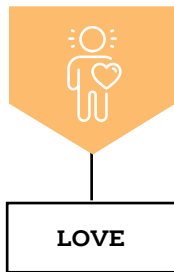
7 PRAY (2 minutes)

Invite kids to pray before transitioning to Love.

SAY “ Lord, You are the Creator of everything. Like David wrote, You know us and care for us. Help us to get to know You through Your Word. Thank You for Your love and help us to love others as You love us. Amen. ”

Transition from **LEARN** to **LOVE**





LOVE

THE GOD OF THE GOSPEL

LOVE God by Applying the Story

1 REVIEW & BIBLE SKILLS (5 minutes)

Distribute Bibles and display the Old Testament Kingdoms Map. Guide boys and girls to open their Bibles to Psalm 139. Remind kids that David was king of Israel and lived in Jerusalem. Point to Jerusalem (H5) on the map.

Consider comparing the Old Testament Kingdoms Map to a modern-day map to help kids understand where these stories took place. (Tip: Locate the areas in and around modern-day Jerusalem.)

Choose a volunteer to read aloud Psalm 139:16.

SAY “ God knew David before he was even born. God also knew each of us before we were even born. God knows all of our days, past, present, and future. We matter to God because He made us. And God made us to know Him. ”

2 GROUP DISCUSSION (10 minutes)

Ask the following questions. Lead the group to discuss.

SAY “ Why did David say he is fearfully and wonderfully made? ”

Lead kids to understand that all people are fearfully and wonderfully made because they were created by God. The truth that God knows all people and formed them in His image makes them a wonderful creation. Discuss how we are fearfully made because we were made to stand in awe of God. Remind kids that we were made to know God.

(Option: Choose a volunteer to read Col. 1:16.)

SAY “ How would you encourage someone who does not feel very loved? ”

Remind kids that every person matters to God. Lead kids to remember that God sees and knows every person. No one is hidden from Him. Help kids to think about ways they could show others they matter and are loved by being a friend to them.

(Option: Choose a volunteer to read 1 John 4:7-9.)

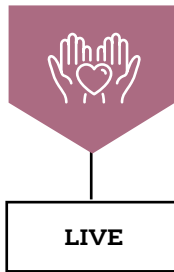
SAY “ How should being made in God's image affect the way we live? ”

Discuss how being made in God's image means we are called to reflect what God is like to the world. Remind kids how Jesus perfectly showed people what God is like because He was the image of the invisible God. Lead kids to understand that others can see the character of God in our lives when we fight against sin and ask Him to help us look more like Jesus. Encourage kids to look to Jesus to help them walk in His ways.

(Option: Choose a volunteer to read Eph. 4:22-24.)

Transition from **LOVE** to **LIVE**





THE MISSION OF THE GOSPEL

LIVE the Mission

1 ACTIVITY CHOICE (10 minutes)

OPTION 1: MEGA IMPORTANT



Read Matthew 28:19-20. Remind kids that these verses instruct believers to teach all nations about Jesus, and it promises that He will be with us forever as we follow His command.

Provide each kid with a piece of cardstock and markers. Lead kids to write Know, Go, and Grow somewhere on the cardstock. Direct kids to roll the cardstock into a cone shape to create a megaphone. Tape the cardstock into the cone shape.

Lead the kids to say some simple cheers into their megaphones. Say, "Give me a K" and kids will respond with "K". Repeat with "Give me a G!" "Give me another G!" Then ask kids, "What do we do?" Kids will respond with "Know, Go, Grow."

SAY "Let's remember to share the important message of the good news of Jesus with others this week."

OPTION 2: MY SONG



Provide kids with paper, a pencil, and a Bible. Instruct kids to read Psalm 139. Remind kids that Psalm 139 was a song David wrote to God. Encourage kids to write their own song to God. Instruct kids to write to God praising Him for who He is and how He has made them. Lead kids to think about what they know is true about God and include it in their song.

Invite any kid who feels comfortable to share their song with the class. Encourage kids to praise God for His wonderful works. Then, review the big picture question and answer.

SAY "We can give praise to God in many different ways. We can write songs or say prayers. We can praise God by sharing His truth with others. Every person is a wonderful creation made by God to know Him and praise Him."

2 JOURNAL AND PRAYER (5 minutes)

Distribute journal pages and pencils. Guide kids to think about and answer the questions listed on the page. As kids journal, invite them to share their ideas.

- What does this story teach me about God or the gospel?
- What does the story teach me about myself?
- Are there any commands in this story to obey? How are they for God's glory and my good?
- Are there promises in this story to remember? How do they help me trust and love God?
- How does this story help me to live on mission better?

Review the gospel and encourage kids to speak with you or another teacher if they have questions. Then pray, thanking God for His wonderful works and asking God to help us live for Him. As time allows, lead kids to complete "God of All" on the activity page.