



UNIT 15 | SESSION 3

GOD'S PEOPLE WERE TAKEN CAPTIVE

2 CHRONICLES 36

CHRIST CONNECTION:

God was right to punish His people because they sinned. Many years later, God sent His Son, Jesus. Jesus took the punishment for our sin.

BIG PICTURE QUESTION:

What makes people special? People are special because God made us.

KEY PASSAGE PHRASE:

I will praise God because He made me. Psalm 139:14



YOUR HEART TO TEACH



LEADER Bible Study

Throughout 2 Chronicles 36, it is easy to see that God is the One who raises up and removes kings and rulers and all who are in authority. But this reality can sometimes shake us in profound ways. It may cause us to ask why. This question is fair considering that we often see rulers who don't love God making decisions that display their lack of belief in God, and it is hard to imagine that God is the One who placed them in leadership.

Why would God allow bad leaders to be in charge? This is a tough question, but Scripture speaks to it in several ways. For one, Romans 13:1-2 reminds us to submit to those in authority since they are instituted by God Himself. Therefore, to resist authority is to oppose the commands of God, so long as the authority doesn't demand disobedience to God.

Another place we see this principle play out in Scripture is with Daniel. We find Daniel rebelling against the king's demand to worship something other than God. But we also find Daniel willfully subjecting himself to the king's leadership in other circumstances that do not demand his disobedience. Further, we find Daniel actually praying to God and confessing that He is the One who brings about the rise and fall of leaders.

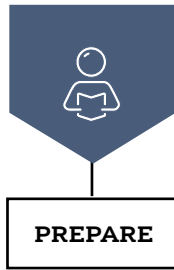
Daniel 2:21 says, "He changes the times and seasons; he removes kings and establishes kings. He gives wisdom to the wise and knowledge to those who have understanding."

The Bible teaches us that God stands sovereign over all things, even the rise and fall of leaders. That includes the most godly of leaders and even those that are most opposed to the things of God. The Lord, in His good purposes may be seeking to wake us up, bring consequence, or refine His people, but His purposes are always good.

God is always working in all times and seasons. And though we may wonder about His purposes in certain circumstances, we can trust that they are always ultimately for His glory and our good, even when that is hard to understand or believe.

PLACES TO KNOW

Babylon: the most powerful empire in the Middle East by 605 BC. Babylon invaded Judah and then destroyed Jerusalem in 586 BC.



YOUR HEART TO TEACH

GATHER Supplies

Keep a supply of the following items available during all teaching sessions: Allergy Alert, Bibles, washable markers, crayons, scissors (adult use), blunt-tipped scissors, construction paper, copy paper, glue sticks, glue, tape, baby dolls, blocks, play dough, and a beanbag.



WELCOME

Look what I can do

- Big Picture Question Poster
- full-length nonbreakable mirror or a few handheld nonbreakable mirrors, used last session in “Look at my face” (keep to use throughout the unit)



LEARN

Review the Bible story

- Bible Story Picture
- paper crown

Learn and practice the key passage phrase

- Key Passage Phrase Marker



LOVE

March to a beat

- rhythm sticks, a drum, or 2 unsharpened pencils

Care for dolls

- children’s Bible
- blankets, empty baby bottles, and other baby care items



LIVE

Make a key passage phrase painting

- “People Outlines” printable, 1 shape per child
- painter’s tape
- washable paint
- container
- paintbrushes
- smocks
- heavyweight paper
- permanent marker

Make a card

- heart stickers, 1 per child

Snack and transition

- snacks
- Activity Page, 1 per child



BONUS

Say the key passage phrase

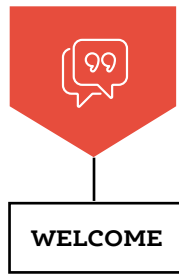
- Key Passage Phrase Marker
- beanbag

Follow directions

- several different colors of construction paper

Cover a word

- large sheets of construction paper, 1 per child
- black permanent marker
- dot markers



Provide as many learning activities as possible from the *Love and Live* sections to give preschoolers choices to learn. Incorporate the Bible story, the Christ connection, and key passage phrase in your conversations as the preschoolers engage in learning activities throughout the session.

WELCOME

Use the following activity to greet children as they enter the classroom. Talk about the big picture question and answer. After each child completes the welcome activity, encourage him to participate in the activities provided from the *Love and Live* sections of the leader guide.

LOOK WHAT I CAN DO

Locate the nonbreakable mirrors used in “Look at my face” last session. Greet each child at the door and show him the big picture question poster. Talk about the big picture question and answer. Encourage the children to look in the mirror as they clap, wave, nod their heads, open and close their eyes, and do other motions. If several children are near the mirror, encourage one child to do an action and suggest the others follow him. Keep the mirror to use in the next session of this unit.

SAY “ You can do so many things. You can clap, wave, and do other motions with your hands. You can nod your head or turn it back and forth and open and close your eyes. You made choices of how you wanted to move your body. In today’s Bible story, we will learn about King Josiah’s three sons and his grandson. They could choose what they wanted to do and they chose to do things that were evil and wrong. Other people in their country chose to do evil things like King Josiah’s sons. What are some good and right choices you can make this week? ”

Transition from **WELCOME** to **LEARN**





THE STORY OF THE GOSPEL

LEARN the Bible Story

1 TALK ABOUT GOOD AND EVIL

Greet the children as they come to group time. Comment that some things are good and some are bad or evil. Show the children to make a fist with a thumb extended. Show them how to make “thumbs-up” and “thumbs-down” signs. Explain you will name different things one at a time and they are to a thumbs-up for good things and a thumbs-down for something bad or evil. Name familiar things to children such as: sharing toys, helping daddy, pushing a friend down, putting up toys, and screaming when mom will not buy a toy.

SAY “ People can choose to do good things or evil things. Good things are things that show love. Evil things are bad and can hurt other people. God wants us to love and obey Him. Our story tells about a family that did not obey God. ”

2 TELL THE BIBLE STORY

Open your Bible to 2 Chronicles 36 and tell the following Bible story.

GOD’S PEOPLE WERE TAKEN CAPTIVE

SAY “ King Josiah’s three sons and his grandson did not love God like Josiah did. They did evil things, and God’s people did evil things too. One by one, Josiah’s sons were taken away by other kings because they would not obey God’s words.

Then, the king of Babylon made Zedekiah (ZED uh KIGH uh) king. Zedekiah also did what was wrong. He led God’s people to do wrong things too. God loved His people. So, He sent prophets to talk to the people. The prophets said, “Stop sinning! Love and obey God!” But the people did not listen.

It was time for God to punish the people for their sin. God allowed the king of Babylon and his armies to attack the people in Judah.

The king of Babylon destroyed God’s temple and took all of God’s people to Babylon. The king made the people work for him and his family. All of this happened just as God said it would. ”

Christ Connection: God was right to punish His people because they sinned. Many years later, God sent His Son, Jesus. Jesus took the punishment for our sin.



THE STORY OF THE GOSPEL

3 REVIEW THE BIBLE STORY

Before the session, cut a crown shape from a piece of construction paper. Lay the Bible story picture on the floor for all preschoolers to see. Pass a paper crown around the group. Encourage each child to say something he remembers from the story while holding the crown. Be sensitive to children who may embarrass easily and not want to answer aloud.

SAY “ King Josiah loved God. King Josiah’s three sons and his grandson did not love God like Josiah did. They did evil things, and God’s people did evil things too. God loved His people, so He sent prophets to talk to the people and tell them to love and obey God! The people did not listen. God punished the people for their sin. God was right to punish His people because they sinned. Many years later, God sent His Son, Jesus. Jesus took the punishment for our sin. ”

4 SING A SONG

Sing the song to the familiar tune of “Did You Ever See a Lassie?”

“Did you know that you are special, you are special, you are special?
Did you know that you are special because God made you?”

5 LEARN AND PRACTICE THE KEY PASSAGE PHRASE

Place the key passage phrase marker at Psalm 139:14. Invite a child to open your Bible to the key passage phrase. Read the phrase. Then say it together. Invite the children to say the phrase sadly and then happily.

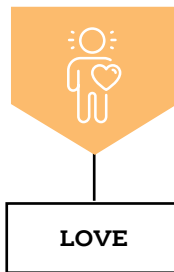
SAY “ We said the verse sadly. Josiah’s sons might have heard this verse and been very sad. They knew that they had not obeyed God and loved Him. We can obey God and serve Him. We know that God loves us. We know that God sent Jesus who took the punishment for our sins. We said the verse happily too. When we obey God, we are happy. ”

6 PRAY

Pray, asking God to help the children obey and love Him. Thank God for sending Jesus to take the punishment for our sin.

Transition from **LEARN** to **LOVE**





THE GOD OF THE GOSPEL

LOVE God because of what we learned

1 DRAW YOUR FAMILY



Provide paper and crayons or washable markers for children to draw their families. Encourage children to draw themselves, their brothers and sisters, their parents, and grandparents. As preschoolers name the family members they drew, label them with names in the children's drawings. Be sensitive to different family situations. A child in foster care may draw his foster family and his birth family. Another child may live in a single parent home and draw only her mom and grandmother.

SAY “ You drew the people in your family. Point to the picture of you. God wants you to love Him and obey Him. Point to who takes care of you. God wants them to love and obey Him. Each person needs to decide for himself if he will love God and obey Him. King Josiah loved God, but his sons did not. God punished King Josiah’s sons and grandson because of the choices they made. God is fair and God is loving. Later, God sent Jesus so we can be forgiven when we do not obey God. Jesus was punished for our sins. ”

2 MARCH TO THE BEAT

Beat rhythm sticks, a drum, or two unsharpened pencils to a steady beat. Encourage children to march around the room to the beat. Remind the children that Josiah was a good king and loved God. Review the rest of the Bible story. Comment that God punished the people of Judah for not obeying Him.

SAY “ You are marching like a king’s army! Josiah was a good king who loved God. His sons and grandson did not love and obey God. One by one, Josiah’s sons were taken away by other kings because they would not obey God’s words. Then Zedekiah became king. He did not obey God either. God sent prophets to tell the people to stop sinning. The people did not listen. God punished the people by letting the king of Babylon come to Judah and take the people away. The people of Judah had to leave home and work for the king of Babylon. God was right to punish them because they would not obey and worship Him. ”

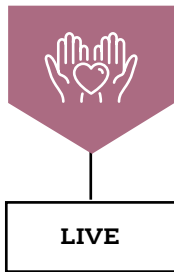
3 CARE FOR DOLLS

Place dolls, blankets, empty baby bottles, a children’s Bible, and other baby care items in an area in the room. Guide preschoolers to care for the dolls in different ways. Talk about how families, friends, and teachers love and care for children. Be sensitive to family situations.

SAY “ You are taking care of your baby. When you were a baby, someone who loved you rocked you and fed you. They brought you to church to learn about God. Now that you are bigger, you know many stories and verses from the Bible. You can decide to love God and obey Him. King Josiah loved his sons and grandsons. He taught them about God. King Josiah’s sons and grandson did not choose to love and obey God. That is very sad. ”

Transition from **LOVE** to **LIVE**





THE MISSION OF THE GOSPEL

LIVE for God out of love

1 **MAKE A KEY PASSAGE PHRASE PAINTING**

Print the “People Outlines” printable on heavyweight paper. Cut out an outline from the “People Outlines” printable for each child. Pour washable paint in a container and place the container, paintbrushes, construction paper, people shapes, and painter’s tape on a table. Help preschoolers put on smocks over their clothes. Attach a person shape to a piece of construction paper by placing a piece of rolled tape to the back of the shape. Encourage the children to paint their papers. After the paint dries, remove the taped down shape. Print *I will praise God because He made me. Psalm 139:14* with a permanent marker and read the key passage phrase, pointing to each word. Encourage the children to read the key passage phrase with their families this week.

SAY “ Our key passage phrase reminds us that God made us. We are special and He loves us! God wants each of us to choose to love and obey Him. God sent Jesus to take the punishment for our sins because He loves us. ”

2 **MAKE A CARD**



Use a pencil to trace each child’s hand on a piece of paper. Lead preschoolers to cut out their handprints. Assist as needed. Fold down the third and fourth fingers of the cutout to create the American Sign Language sign for “I love you.” Secure these fingers to each hand with a heart sticker. Help preschoolers see that their completed art is the sign for “I love you.”

SAY “ People who are unable to hear need to know the good news that Jesus loves them. Nahum told God’s people good news. God loves His people and takes care of them. Jesus has good news for people who love and trust Him. ”

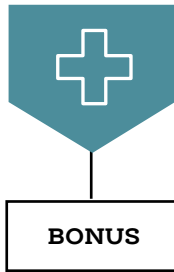
3 **SNACK AND TRANSITION**



Post an allergy alert. Serve the snack. As children eat, review and talk about the Bible story. When children finish their snack, lead them to complete the activity page. As they work, continue talking about the Bible story and emphasize the Christ connection.

SAY “ God was right to punish His people because they sinned. Many years later, God sent His Son, Jesus. Jesus took the punishment for our sin. ”

Remember to communicate helpful information to the bonus teaching hour leaders. If parents are picking up children at this time, tell them something their child did well during the session. Distribute the big picture cards for families. Encourage parents to engage with the family discussion starters and family activities during the week.



TEACHING HOUR

BONUS Teaching Hour Group Time

1 NAME WAYS WE LOVE AND OBEY GOD

Lead preschoolers to name ways they can love and obey God such as praying, singing, reading the Bible, make right choices, and giving offerings. Comment that we will hear in our Bible story about people who were punished because they did not love and obey God.

2 TALK ABOUT THE BIBLE STORY

Open your Bible to 2 Chronicles 36 and tell the following Bible story

GOD'S PEOPLE WERE TAKEN CAPTIVE

- King Josiah's three sons and his grandson did not love God like Josiah did. They did evil things, and God's people did evil things too.
- One by one, Josiah's sons were taken away by other kings because they would not obey God's words.
- Then, the king of Babylon made Zedekiah (ZED uh KIGH uh) king. Zedekiah also did what was wrong. He led God's people to do wrong things too.
- God loved His people. So, He sent prophets to talk to the people. The prophets said, "Stop making wrong choices! Love and obey God!" But the people did not listen.
- It was time for God to punish the people for their sin. God allowed the king of Babylon and his armies to attack the people in Judah.
- The king of Babylon took all of God's people to Babylon. The king made the people work for him and his family. All of this happened just as God said it would.

3 SING A SONG

Sing the song below to the tune of "Did You Ever See a Lassie?"

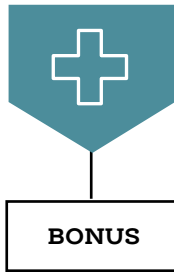
"Did you know that you are special, you are special, you are special?
Did you know that you are special because God made you?"

4 SAY THE KEY PASSAGE PHRASE

Place the key passage phrase marker in the Bible at Psalm 139:14. Say the phrase together. Pass a beanbag to a child. Lead the child holding the beanbag to say the first word of the phrase. Guide him to pass the beanbag to the next child who says the next word in the phrase. Continue to pass the beanbag and say one word at a time until each child has a turn and the children say the key passage phrase several times.

5 PRAY

Pray that the boys and girls will love God, worship Him, and obey Him each day.



TEACHING HOUR

BONUS Teaching Hour Activities

6 FOLLOW DIRECTIONS



Tape several different colors of construction paper on the floor around the room. Consider using multiple pieces of each color to make the game easier for children. Name a color. Encourage children to move to a piece of paper that color and place their toes of one foot on the paper. Say the key passage phrase. Lead children to repeat the phrase as a group. Continue naming other colors and encouraging children to move to the different colors.

SAY “ You did a good job following directions and moving to the different colors of paper. God gives us rules to obey in the Bible. When we obey His rules, we show that we love Him. Do you think it is hard to obey some of the rules in the Bible? King Josiah loved God but his sons and grandson did not love God. ”

7 COVER A WORD

Use a black marker to print Obey in large letters on a paper for each child. Encourage the children to cover the letters of the word with dot markers. Lead preschoolers to name ways they obey God and ways they obey their parents. Print a few of each child’s answers on his paper.

SAY “ You are tracing the word obey. O-b-e-y. God wants us to love and obey Him. God punished Josiah’s sons and grandson because they chose not to obey Him. God loved His people, so He sent prophets to talk to the people. The prophets said, ‘Stop making wrong choices! Love and obey God!’ But the people did not listen. He punished all the people of Judah because they did not love and obey Him. We show God we love Him when we obey Him. You told me different ways that we obey God, and I wrote them on your paper. ”

8 PRETEND TO WORK



Identify different ways to work (wash dishes, fold clothes, hammer, sweep, dig, and so on), and act them out separately. Comment that the king of Babylon took all the people of Judah from their homes and made them work for him. Talk about different ways the children can help their families and help others.

SAY “ God allowed the king of Babylon to take the people of Judah from their homes because they did not obey God. They chose to do things that were wrong, so God punished them. We all have different things we can do to help our families, but the king of Babylon made the people work for him. They would have been very tired and sad that they had to leave their homes. Later, God sent His Son, Jesus, so that we could be forgiven when we make wrong choices. Jesus took our punishment and we can ask God to forgive us. ”

Release preschoolers to parents according to your church’s security procedure. Tell them something that their child enjoyed doing or did well during the session.