



UNIT 15 | SESSION 3

GOD'S PEOPLE WERE TAKEN CAPTIVE

2 CHRONICLES 36

KEY PASSAGE:

Psalm 139:13-14

BIG PICTURE QUESTION:

What makes people special? People are special because we are made in God's image, as male and female, to know Him.

CHRIST CONNECTION:

God was right to punish His people for their sin, but He kept His promise to provide a king through David's family. Ultimately, God punished our sin through His Son, Jesus, and made Him our King forever.



PRIOR TO TEACHING THE SESSION



LEADER Bible Study

Throughout 2 Chronicles 36, it is easy to see that God is the One who raises up and removes kings and rulers and all who are in authority. But this reality can sometimes shake us in profound ways. It may cause us to ask why. This question is fair considering that we often see rulers who don't love God making decisions that display their lack of belief in God, and it is hard to imagine that God is the One who placed them in leadership.

Why would God allow bad leaders to be in charge? This is a tough question, but Scripture speaks to it in several ways. For one, Romans 13:1-2 reminds us to submit to those in authority since they are instituted by God Himself. Therefore, to resist authority is to oppose the commands of God, so long as the authority doesn't demand disobedience to God.

Another place we see this principle play out in Scripture is with Daniel. We find Daniel rebelling against the king's demand to worship something other than God. But we also find Daniel willingly subjecting himself to the king's leadership in other circumstances that do not demand his disobedience. Further, we find Daniel actually praying to God and confessing that He is the One who brings about the rise and fall of leaders.

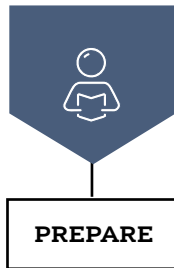
Daniel 2:21 says, "He changes the times and seasons; he removes kings and establishes kings. He gives wisdom to the wise and knowledge to those who have understanding."

The Bible teaches us that God stands sovereign over all things, even the rise and fall of leaders. That includes the most godly of leaders and even those that are most opposed to the things of God. The Lord, in His good purposes, may be seeking to wake us up, bring consequences, or refine His people, but His purposes are always good.

God is always working in all times and seasons. And though we may wonder about His purposes in certain circumstances, we can trust that they are always ultimately for His glory and our good, even when that is hard to understand or believe.

PLACES TO KNOW

Babylon: the most powerful empire in the Middle East by 605 BC. Babylon invaded Judah and then destroyed Jerusalem in 586 BC.



PRIOR TO TEACHING THE SESSION

GATHER Supplies

Keep a regular supply of the following items available at all times: Bibles, pens or pencils, markers, crayons, colored pencils, scissors, glue or tape, paper.



WELCOME

Activity Page

- “Make a Grid” activity page

Session Starter (Option 1)

- paper crown

Session Starter (Option 2)

- bins, 1 per team
- dry rice
- tray, 1 per team
- pennies, 4 per team
- plastic cups, 1 per team



LEARN

Introduce the Session

- countdown video

Big Picture Question

- Big Picture Question Poster

Review the Timeline

- Giant Timeline

Tell the Bible Story

- “God’s People Were Taken Captive” video
- Bible Story Picture Poster
- king dress-up clothes (optional)

Questions from Kids

- “Unit 15, Session 3” questions from kids video

Missions Moment

- “Oakwood Deaf Community Church” missions video

Key Passage Activity

- Key Passage Poster
- “For It was You (Psalm 139:13-14)” song
- worship song of your choice (optional)
- sticky notes, 2 different colored sets



LOVE

Review & Bible skills

- Small Group Timeline and Map Set
- world map



LIVE

Activity Choice (Option 2)

- Big Picture Question Poster

Journal and Prayer

- Journal Page
- “A Better King” activity page



WELCOME Kids

Greet each kid as he or she arrives. Use this time to collect the offering, fill out attendance sheets, build relationships, and help new kids connect to your group.

SAY “ If you could be king or queen for a day, what would you do? How can kings or queens use their power for good? ”

1 ACTIVITY PAGE (5 minutes)

Invite kids to complete “Make a Grid” on the activity page.

SAY “ The grids you made all contained the promised truth that Jesus is our forever King. In today's Bible story, we will learn about four of Judah's kings who were not good kings at all and also be reminded that Jesus is our forever King. ”

2 SESSION STARTER (10 minutes)

OPTION 1: DUCK, DUCK, KING



Lead the kids to sit in a large circle. Place a paper crown in a corner of the room. Choose one kid to walk around the outside of the circle and tap kids on the head while saying “duck, duck,” until she chooses a kid to be king and says, “king!” Direct the “king” to run and grab the crown before the kid who tapped him runs around the outside of the circle and sits in his spot. If the king grabs the crown first, the other kid is out. If not, both kids remain in the game. The “king” now taps kids on the head and chooses the next “king.”

Consider creating a large circle to make it more challenging for the kids to reach their spot before the “king” grabs the crown. Continue playing as time allows.

SAY “ Today's Bible story is about the last four kings of Judah. However, none of these kings got to be king for very long. Let's read our story to learn if these kings followed the Lord. ”

OPTION 2: EXILE THE PENNIES

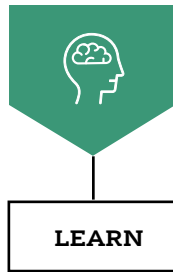
Before the session, fill bins with dry rice and four pennies. Form kids into teams of four or five. Provide each team with a bin of rice and a tray. Ask kids to set the bin of rice on the tray to catch any rice that might spill out. Place a cup for each team at the front of the room.

Lead teams to work together to find the four pennies hidden in each bin of rice. Ask kids to remove the pennies. Once all the pennies are found, direct kids to choose a member from their group to race to the front of the room and place the pennies in their team's cup. The team to find all the pennies and place them in the cup first wins.

SAY “ The pennies in the rice bins represent the last four kings of Judah. Each penny was removed from the rice and exiled to the cup across the room. Exile means 'to remove someone from their own country.' In today's Bible story, we will learn how each of the last four kings of Judah were exiled. ”

Transition from **WELCOME** to **LEARN**





THE STORY OF THE GOSPEL

INTRODUCE the Bible Story

1 INTRODUCE THE SESSION (3 minutes)

Show the countdown video as you transition to introduce the Bible story. Set it to end as the session begins.

SAY “ Welcome! It is wonderful that you all are here today. My name is [your name] and I can't wait to read God's Word with you today. Who brought their Bible with them? [Provide Bibles for kids who need one.] Today, we will be in the Book of 2 Chronicles. Is this an Old Testament book or a New Testament book? [Allow responses.] Yes, it is an Old Testament book.

Today's Bible story takes us all the way back to the years 609-587 BC when the last four kings of Judah reigned. That's a long time ago! But God's Word always remains true. We can trust that every story in the Bible leads us in truth. ”

2 BIG PICTURE QUESTION (1 minute)

SAY “ For the past two weeks, we've been learning how we were all created special. **What makes people special?** [Allow responses.] **People are special because we are made in God's image, as male and female, to know Him.** Every person who has been born or will be born is made in the image of God. No matter who you are or where you're from, you are special because you were created in His image.

God cares for the people He made and wants us all to turn to Jesus to be saved. All people, even if they do terrible things, can repent and turn to Jesus for salvation. Let's say our big picture question and answer again. **What makes people special? People are special because we are made in God's image, as male and female, to know Him.** ”

3 REVIEW THE TIMELINE (1 minute)

Show the giant timeline. Point to individual Bible stories as you review.

SAY “ God wants the people He made in His image to live with Him forever. But God cannot tolerate sin. We learned that God cared about the Ninevites and sent Jonah to Nineveh to call them to repentance. God also cared for His people in Israel and through Nahum, brought them the good news of salvation for those who trust in Him. In today's story, Judah has turned away from God. Let's learn how God disciplines those He loves so that they may turn back to Him and repent. ”



THE STORY OF THE GOSPEL

LEARN the Bible Story

1 TELL THE BIBLE STORY: VIDEO OR STORYTELLER (10 minutes)

Open your Bible to 2 Chronicles 36. Use the Bible storytelling tips to help you tell the story, or show the Bible story video “God’s People Were Taken Captive.” Use the bold text to retell or review the story.

GOD’S PEOPLE WERE TAKEN CAPTIVE

“ The last four kings of Judah came from King Josiah’s family. His three sons—Jehoahaz (jih HOH uh haz), Jehoiakim (jih HOY uh kim), and Zedekiah (ZED uh KIGH uh)—and his grandson Jehoiachin (jih HOY uh kin) each ruled as the king of Judah for a short time.

Jehoahaz was not king for long. He did what was evil, and the king of Egypt came and made Jehoahaz a prisoner. The king stole silver and gold from Jehoahaz. Then he put Jehoahaz’s brother Jehoiakim on the throne. The king of Egypt took Jehoahaz to Egypt.

When Jehoiakim was king of Judah, he too did what was evil. The king of Babylon attacked Jehoiakim, made him a prisoner, and took him to Babylon. The king of Babylon stole some of the things from the Lord’s temple and put them in his own temple. When Jehoiakim was taken away, his son Jehoiachin became king of Judah.

Jehoiachin was king of Judah for just three months. He too did what was evil. The king of Babylon sent for Jehoiachin and brought him to Babylon. The king of Babylon made Jehoiachin’s uncle Zedekiah king of Judah.

Like his brothers, Zedekiah did what was evil. He led the people of Judah to do evil things too. The prophet Jeremiah warned Zedekiah that God would punish him, but Zedekiah did not listen.

God was angry with the people of Judah. They sinned and did not obey God. But God loved His people. He wanted them to turn back to Him. God sent prophets to warn the people, but the people did not listen.

Finally, it was time to judge the people of Judah for their sin. God allowed the king of Babylon and his army to attack Judah. Many of the people died.

The king of Babylon took everything out of the Lord’s temple and carried it back to Babylon. Then the king and his army burned the temple. They tore down the wall around the city and burned the palaces. Anything they did not take with them was destroyed.

All of the people who were still alive were taken back to Babylon. The king forced them to be slaves. Everything the prophet Jeremiah had warned about happened, just like God said it would.

Christ Connection: God was right to punish His people for their sin, but He kept His

STORYTELLING TIPS

Dress up: Choose volunteers to dress up as the kings in the story and to act out the story as it is taught.

Active listening: Instruct the kids to count how many times the phrase “did what was evil” was said during the story.



THE STORY OF THE GOSPEL

promise to provide a king through David's family. Ultimately, God punished our sin through His Son, Jesus, and made Him our King forever. ”

2 REVIEW THE BIBLE STORY

SAY “ There was one phrase that was repeated about the last four kings of Judah. Do you know what it was? [Allow responses.] It was the phrase, 'did what was evil.' Jehoahaz, Jehoiakim, Jehoiachin, and Zedekiah all chose to turn away from the Lord. God will not let sin go unpunished. God's love and justice and goodness leads Him to act against sin.

How did God respond to their evil ways? Look at 2 Chronicles 36:15-17. [Choose a volunteer to read aloud 2 Chronicles 36:15-17.] God was patient with His people and sent them messengers to tell them to repent. But eventually, God's wrath over their sin led Him to allow the Babylonians to capture Jerusalem.

The warnings of the prophet Jeremiah had come true. God disciplined His people because of their sin and their unwillingness to repent. God's justice against sin is meant to turn our hearts back to Him. Unfortunately, the kings of Judah ignored God's words. Thankfully, we have a better King who always follows the Word of God and does what is right. Jesus is the better King who conquered sin and death so that we could be forgiven and live with Him forever. ”

3 CHRIST CONNECTION

SAY “ God was right to punish His people for their sin, but He kept His promise to provide a king through David's family. Ultimately, God punished our sin through His Son, Jesus, and made Him our King forever. ”

(Tip: Use Scripture and the Gospel Plan Poster to explain how to become a Christian. Make sure kids know when and where they can ask questions.)

4 QUESTIONS FROM KIDS (3 minutes)

Show the “Unit 15, Session 3” questions from kids video. Prompt kids to discuss:

1. Is it OK if we sometimes feel bored at church? Why is paying attention important?
2. What are some steps you can take throughout the week to be more prepared for church?

5 MISSIONS MOMENT (3 minutes)

SAY “ Pastor Mason Fenner and his wife Bonnie were born deaf. The Fenners knew God wanted them to move to Cleveland, Ohio, and start a church for Deaf people. The church found a place to meet and has continued to grow. They have needed other larger places to meet through the years. God has provided what the church has needed. ”

Play the missions video.



THE STORY OF THE GOSPEL

Remind kids that Pastor Mason says that they need more churches for Deaf people in Ohio. Invite kids to pray for more resources to start new churches for Deaf people in Ohio, and for more churches to be built in other Deaf communities.

6 KEY PASSAGE ACTIVITY (5 minutes)

Show the key passage poster. Lead kids in reading aloud Psalm 139:13-14 together.

Write the words of the key passage on two different colored sets of sticky notes. Mix up the order of the key passage on each set of sticky notes and stick them to a wall. Divide the group into two teams, each team representing a color. Instruct the kids that when the game begins, each team must collect the sticky notes and place each sticky note in order of the key passage. Direct teams to send one kid at a time to the wall to grab a sticky note. Be sure to check and confirm the winning team has the sticky notes in the correct order.

SAY “It is so important to memorize God's Word and hide it in our hearts. God's Word helps us fight against sin and to remember that we are meant to worship God.”

Lead kids to sing “For It Was You (Psalm 139:13-14).” You may also choose to sing a worship song of your choice.

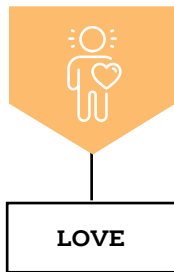
7 PRAY (2 minutes)

Invite kids to pray before transitioning to Love.

SAY “Lord, You are good, gracious, patient, and loving. Help us to know that You care for us and help us live according to Your Word. Amen.”

Transition from **LEARN** to **LOVE**





LOVE

THE GOD OF THE GOSPEL

LOVE God by Applying the Story

1 REVIEW & BIBLE SKILLS (5 minutes)

Distribute Bibles and display the Old Testament Mediterranean Map. Guide boys and girls to open their Bibles to 2 Chronicles 36. Point out Babylon (F11) on the map. Remind kids that this is where God's people were exiled to because of their unrepentant sin.

Consider comparing the Old Testament Mediterranean Map to a modern-day map to help kids understand where these stories took place. (Tip: Locate the areas in and around modern-day Babylon.)

Choose a volunteer to read aloud 2 Chronicles 36:20-21.

SAY “ God was right to punish His people for their sin. God had sent messengers to the people of Judah to warn them of God's coming judgment, but they failed to listen. The word that Jeremiah spoke to the people eventually came true when the Babylonians conquered Jerusalem.

God also speaks to us through His Word. God warns us of our sin and our need of repentance. The Bible teaches us that God has promised to provide salvation and judge sin. Everyone who trusts in Jesus will be saved because Jesus took the punishment we deserve. ”

2 GROUP DISCUSSION (10 minutes)

Ask the following questions. Lead the group to discuss.

| **SAY** “ Why didn't the kings listen to God's message through the prophets? ”

Lead kids to understand that the kings of Judah chose to ignore God's warnings. Help kids understand that they rebelled against God and chose their own way. Teach kids that the Bible teaches us that through pride we can harden our hearts against God.

(Option: Choose a volunteer to read 2 Chron. 36:13.)

| **SAY** “ Is it wise to ignore the Word of God? Why not? ”

Discuss how God's Word is true and that all of His promises will come to pass. Remind kids that the kings and the people of Judah ignored the prophets' messages and they eventually suffered God's judgment. Encourage kids to make reading God's Word a daily part of their lives.

(Option: Choose a volunteer to read John 12:47-48.)

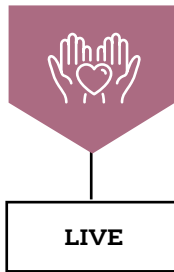
| **SAY** “ How is our sin forgiven through Jesus? ”

Remind kids that we all deserve the wrath of God because of our sin but that Jesus suffered God's wrath for our sin on the cross. Help kids understand that like the people of Judah, who were exiled to Babylon, we deserve to be separated from God. Explain how God does not ignore our sin, but gave His Son, Jesus, to die in place of the death we deserve. Remind kids that it is only through faith in Jesus that our sins can be forgiven.

(Option: Choose a volunteer to read Rom. 3:25.)

Transition from **LOVE** to **LIVE**





THE MISSION OF THE GOSPEL

LIVE the Mission

1 ACTIVITY CHOICE (10 minutes)

OPTION 1: SILENT BIBLE STORIES



Form groups of four or five kids. Lead kids to think of a favorite Bible story they could act out in a drama without words. Provide kids with props, if needed, that could be made or gathered from the room. Encourage kids to be creative in the way they communicate what is happening without spoken words. Give time for kids to practice the dramas before they perform their dramas.

Allow groups to act out their Bible stories one at a time. Ask the other groups if they know what Bible story was being acted out.

SAY “ It can be challenging to communicate without speaking aloud. Thankfully, we do have ways to communicate with the Deaf community so we can share about Jesus. We can use sign language, the written word, or visual performances like you acted out. ”

OPTION 2: JESUS DIED IN OUR PLACE



Form kids into four groups. Provide each group with a Bible, paper, and pen. Assign each group one of the following Bible verses: 2 Corinthians 5:21; Romans 5:8-9; 1 Peter 3:18; 1 Peter 2:24. Challenge each group to analyze the Bible verses and rewrite them in their own words to explain how Jesus died in our place and took the punishment we deserve.

Allow several minutes for each group to work together to complete the activity. Invite kids to share what they wrote with the class.

SAY “ The people of Judah refused to repent of their sin and turn to God. They suffered the punishment of their sin by being exiled. We have the choice to repent of our sin and turn to Jesus. Jesus died in our place so that we do not have to suffer God's judgment of our sin. Jesus took our sin upon Himself and died so that we could be made righteous. ”

2 JOURNAL AND PRAYER (5 minutes)

Distribute journal pages and pencils. Guide kids to think about and answer the questions listed on the page. As kids journal, invite them to share their ideas.

- What does this story teach me about God or the gospel?
- What does the story teach me about myself?
- Are there any commands in this story to obey? How are they for God's glory and my good?
- Are there promises in this story to remember? How do they help me trust and love God?
- How does this story help me to live on mission better?

Review the gospel and encourage kids to speak with you or another teacher if they have questions. Then pray, thanking God for sending Jesus to die in our place. As time allows, lead kids to complete “A Better King” on the activity page.