



UNIT 15 | SESSION 2

NAHUM WARNED OF GOD'S JUDGMENT

NAHUM

CHRIST CONNECTION:

Nahum told God's people good news. He said that God loves His people and takes care of them. Jesus also has good news for people who know and love Him. One day, Jesus will take away all bad things.

BIG PICTURE QUESTION:

What makes people special? People are special because God made us.

KEY PASSAGE PHRASE:

I will praise God because He made me. Psalm 139:14



YOUR HEART TO TEACH



LEADER Bible Study

Our hyper-vigilant culture is full of warnings: warnings of what will happen if you take certain medicines, warnings not to use forbidden words in particular places, authoritative warnings against actions deemed inappropriate or illegal, and many more.

Though at times these warnings may feel harsh, unnecessary, or far too limiting, they exist to guide people to right decisions that are often best for them and the people around them.

The same is true with the warnings we find in the Bible, both those directed toward people in a particular place at a particular time and those generally made for all readers of all times. They exist as God’s reminder to us of what is ultimately for our good.

The warnings of Nahum fit this bill as well. These warnings come as stern and even harsh language through the prophet, intended to wake up a group of spiritually sleepy people who had again turned to their wicked ways. Nahum warned of a coming judgment and painful punishment. He warned of devastation and destruction as a consequence for sin.

Yet, these warnings stood as God’s gracious gift to rebellious people. Through the prophet Nahum, God told these people

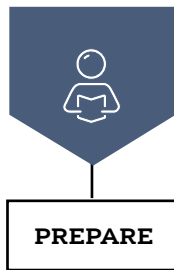
of His holiness, their sin, His pending consequences, and the urgency with which they ought to take heed to these warnings.

I can imagine that these people could have received these in much the same way that we often receive warnings today: frustrations with the limitations, severity, and apparent inconvenience they present; however, as we see throughout the pages of Scripture, these warnings serve as an invitation to people far from God to turn to Him for hope, joy, and peace that can only be found by His grace.

The next time you read the warnings of Scripture, celebrate the hope they bring as they demonstrate His good grace to show us a better way, the way to Him. Remember, God doesn’t desire devastation but true repentance that results in ultimate deliverance.

BOOKS TO KNOW

Book of Nahum: seventh book in the Old Testament Minor Prophets. Nahum spoke of God’s judgment on Nineveh in order to give comfort to Judah.



YOUR HEART TO TEACH

GATHER Supplies

Keep a supply of the following items available during all teaching sessions: Allergy Alert, Bibles, washable markers, crayons, scissors (adult use), blunt-tipped scissors, construction paper, copy paper, glue sticks, glue, tape, baby dolls, blocks, play dough, and a beanbag.



WELCOME

Look at my face

- Big Picture Question Poster
- full-length nonbreakable mirror or a few handheld nonbreakable mirrors, used last session in “Look at my feet” (keep to use throughout the unit)



LEARN

Review the Bible story

- Bible Story Picture
- soft rubber ball

Learn the key passage phrase

- Key Passage Phrase Marker



LOVE

Examine rocks

- “Mountain Photos” printable, 1 copy
- several fist-sized rocks
- small tub of water
- nonbreakable magnifying glass
- towels

Spell with blocks

- masking tape
- wooden or plastic interlocking blocks



LIVE

Look for things God created

- nature magazines or non-fiction books about nature (optional)
- sticky notes (optional)

Play a game

- preschool-friendly board games, puzzles, or flash cards

Snack and transition

- snacks
- Activity Page, 1 per child



BONUS

Name things God created

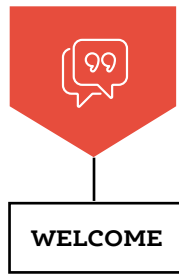
- different colors of constructions paper (optional)

Practice the key passage phrase

- Key Passage Phrase Marker

Play with play dough

- play dough tools such as rolling pins
- cookie cutters of things God made such as animals, leaves, clouds, and other nature cookie cutters



Provide as many learning activities as possible from the *Love* and *Live* sections to give preschoolers choices to learn. Incorporate the Bible story, the Christ connection, and key passage phrase in your conversations as the preschoolers engage in learning activities throughout the session.

WELCOME

Use the following activity to greet children as they enter the classroom. Talk about the big picture question and answer. After each child completes the welcome activity, encourage him to participate in the activities provided from the *Love* and *Live* sections of the leader guide.

LOOK AT MY FACE

Locate the nonbreakable mirrors used in “Look at my feet” last session. Greet each child at the door and show him the big picture question poster. Talk about the big picture question and answer. Encourage the children to look in the mirror as they talk, make faces, and point to their mouths and ears. Keep the mirror to use in the other sessions of this unit.

SAY “ Hello! I am happy to see you. God made you with a mouth and ears. Do you know **what makes people special? People are special because God made us.** You can talk with your mouth and listen with your ears. You say Bible verses. You listen to Bible stories. You answer questions about the Bible stories. We will learn in today’s Bible story that God told a man named Nahum to go to Nineveh. God wanted Nahum to tell the people in Nineveh about God. Nahum told the people that God is powerful. The people in Nineveh did not know about God. They did not love and trust God. You can tell people about God like Nahum did. You can tell people what you are learning about God. ”

Transition from **WELCOME** to **LEARN**





THE STORY OF THE GOSPEL

LEARN the Bible Story

1 TELL ABOUT GOD

Greet the children as they arrive at group time. Print good and powerful on paper, one word per page. Talk about and point to each word, giving examples children will understand.

SAY “ In our Bible story, Nahum told about God. God is good. God loves everyone and takes care of us. We learned last week that God sent a fish to swallow Jonah. God is good. God is powerful. God can stop a storm like He did when the sailors threw Jonah in the water. God loves us, and He is good and powerful. Listen to the story to hear more important words that describe God. ”

2 TELL THE BIBLE STORY

Open your Bible to Nahum and tell the following Bible story.

NAHUM WARNED OF GOD’S JUDGMENT

SAY “ Nahum (NAY huhm) was a prophet, and God gave him an important message. Nahum went to the city of Nineveh (NIN uh vuh) to share God’s message.

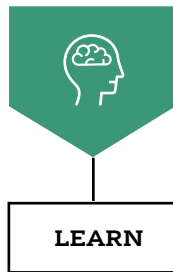
Nahum told the people about God. God is jealous. That means only God deserves to be worshiped, so He does not want people to worship other things. Also, God is fair. He punishes people who do wrong things. He does not get angry too easily.

God is powerful. He has power over everything because He created it. God can make the sea and the rivers dry up. Nahum said, “When God comes to punish Nineveh, the mountains will shake and the earth will move because God is so powerful.”

God is good. When bad things are happening, He can keep people safe. He takes care of people who know and love Him. But the people in Nineveh did not know God. They did not love Him, and they did not trust Him. God was going to punish them.

The message Nahum shared from God was bad news for the people of Nineveh, but it was good news for the people of God. They could worship God and obey Him. ”

Christ Connection: Nahum told God’s people good news. He said that God loves His people and takes care of them. Jesus also has good news for people who know and love Him. One day, Jesus will take away all bad things.



THE STORY OF THE GOSPEL

3 REVIEW THE BIBLE STORY

Show the Bible story picture and talk about it. Roll a soft rubber ball to a child and ask a question about the story. After the child answers the question, encourage him to roll the ball to another child for the next question. Possible questions include these: “Where did Nahum go to share God’s message? Who did Nahum tell the people about? What is an important word from the story that tells us about God? What does jealous mean? What was God going to do to the people of Nineveh who did not know God? Why was the message Nahum gave good news for the people of God?”

SAY “Nahum was a prophet, and God gave him an important message. Nahum went to the city of Nineveh to share God’s message. Nahum said that God loves His people and takes care of them. Jesus also has good news for people who know and love Him. One day, Jesus will take away all bad things.”

4 SING A SONG

Sing the song to the familiar tune of “Did You Ever See a Lassie?”

“Did you know that you are special, you are special, you are special?
Did you know that you are special because God made you?”

5 LEARN THE KEY PASSAGE PHRASE

Place the key passage phrase marker in your Bible at Psalm 139:14. Invite a child to open your Bible to the key passage phrase. Encourage all the children to stand as if they were Nahum telling God’s message to the people and say the phrase together.

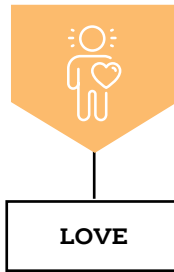
SAY “God made each person in Nineveh. God made each of us. He wants us to know that He is good, fair, powerful, and jealous. God wants us to love and worship Him.”

6 PRAY

Pray, asking God to help preschoolers to learn about Him, worship Him, and choose to make right choices. Invite children to pray and ask God to help them. Remember to never force a child to pray.

Transition from **LEARN** to **LOVE**





THE GOD OF THE GOSPEL

LOVE God because of what we learned

1 DRAW THINGS GOD MADE



Place copy paper and crayons or washable markers on a table. Encourage children to draw things that God made. Let preschoolers name the things they draw. Label each item they draw on their papers. Print *Things God Made* near the top of their pages. If children need help thinking of items to draw, prompt them as needed to think of an animal, a fruit, a vegetable, and people that they may choose to draw. Pray with the children and thank God for the things He created.

SAY “Nahum told the people in Nineveh that God is powerful. He said that God created everything and He has power over everything. We can thank God for the things He created. We can thank God for creating each of us. Do you remember **what makes people special? People are special because God made us.** He provided the way that we can be forgiven for our wrong choices.”

2 EXAMINE ROCKS

Print the “Mountain Photos” printable. Place a tub of water on a towel on a table. Lay several fist-sized rocks and extra towels nearby. Provide a nonbreakable magnifying glass for children to look at the rocks. Encourage preschoolers to wash the rocks and examine them while they are both wet and dry. Show the children the “Mountain Photos” printable. Comment that many mountains are rocky.

SAY “Nahum told the people of Nineveh that God is powerful. Nahum said, ‘When God comes to punish Nineveh, the mountains will shake and the earth will move because God is so powerful.’ We can worship God because He is good, fair, powerful, and jealous.”

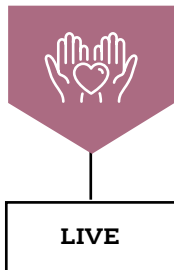
3 SPELL WITH BLOCKS

Use masking tape to make large letters on the floor that spell GOD. Encourage the children to cover the tape letters with blocks such as wooden or plastic interlocking blocks. Spell the word as the children work. Encourage the children to remember the things Nahum told the people of Nineveh about God. Talk about the words good, fair, powerful, and jealous.

SAY “You are doing a great job of spelling God with the blocks. G-o-d spells God. Nahum told the people that God is good, fair, powerful, and jealous. Why did Nahum say that God is good? Why do you think God is good? Why did Nahum say that God is powerful? How do you think God is powerful?”

Transition from **LOVE** to **LIVE**





THE MISSION OF THE GOSPEL

LIVE for God out of love

1 LOOK FOR THINGS GOD CREATED

Follow your ministry's safety and security guidelines to plan an appropriate way for children to look for things that God created. Consider taking a walk outside, looking out a window, or looking at books or magazines. Provide sticky notes for the children to mark pictures in home and garden magazines or non-fiction nature books.

SAY “ God is good! He created the world for us to enjoy. We should choose to obey God and worship Him because He is good, fair, and powerful. He is jealous. That means only God deserves to be worshiped, so He does not want people to worship other things. ”

2 PLAY A GAME



Suggest preschoolers gather and play a board game, work puzzles together, or use flash cards with friends. Pray, thanking God for friends who tell each other about Jesus.

SAY “ Mason Fenner hosts game nights to help the Deaf people feel comfortable and make friends with the church members of Oakwood Deaf Community Church. As you play games together, you can get to know one another better and tell your friends that Jesus loves them. ”

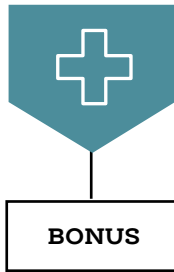
3 SNACK AND TRANSITION



Post an allergy alert. Serve the snack. As children eat, review and talk about the Bible story. When children finish their snack, lead them to complete the activity page. As they work, continue talking about the Bible story and emphasize the Christ connection.

SAY “ Nahum told God's people good news. He said that God loves His people and takes care of them. Jesus also has good news for people who know and love Him. One day, Jesus will take away all bad things. ”

Remember to communicate helpful information to the bonus teaching hour leaders. If parents are picking up children at this time, tell them something their child did well during the session. Distribute the big picture cards for families. Encourage parents to engage with the family discussion starters and family activities during the week.



TEACHING HOUR

BONUS Teaching Hour Group Time

1 NAME THINGS GOD CREATED

Greet preschoolers as they join group time. Name a color or hold up a sheet of construction paper in that color. Ask children to name things that God created that are that color. Comment that God made the world and He has power over everything He created.

2 TALK ABOUT THE BIBLE STORY

Open your Bible to Nahum and tell the following Bible story.

NAHUM WARNED OF GOD'S JUDGMENT

- Nahum (NAY huhm) was a prophet. He went to the city of Nineveh (NIN uh vuh) to tell people God's message.
- Nahum told the people, "Only God deserves to be worshiped. God punishes people who do wrong things. He does not want people to worship other things."
- God is powerful. He has power over everything because He created it. God can make the sea and the rivers dry up."
- God is good. He can keep people safe. He takes care of people who know and love Him.
- But the people in Nineveh did not know, love, or trust God. God was going to punish them.
- The message Nahum shared from God was bad news for the people of Nineveh, but it was good news for the people of God. They could worship God and obey Him.

3 SING A SONG

Sing the song below to the tune of "Did You Ever See a Lassie?"

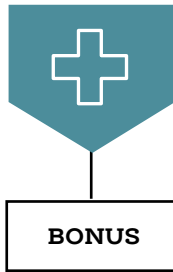
"Did you know that you are special, you are special, you are special?
Did you know that you are special because God made you?"

4 PRACTICE THE KEY PASSAGE PHRASE

Place the key passage phrase marker at Psalm 139:14. Open your Bible to the key passage. Whisper the key passage phrase to a child and lead him to whisper it to the child next to him. (If you have a large group, whisper the verse to several children in different parts of the room.) After everyone has heard the verse from a friend, say it together two times.

5 PRAY

Pray, thanking God that He loves and cares for His people. Praise God that He is good, fair, powerful, and loving.



TEACHING HOUR

BONUS Teaching Hour Activities

6 **MAKE A CHOICE**



Draw a smile on a piece of paper to represent good news and a frown on another to represent bad news. Attach each paper on opposite sides of the room at the preschoolers' eye level. Say different actions and events from the Bible story. After each event, guide children to decide if it is good news or bad news and then walk to the area of the room with the corresponding paper. Possible actions and events include these: "Nahum told the people that God deserved to be worshiped; Nahum said that God punishes people who do wrong things; Nahum said that God is powerful and has power over everything; God is good and takes care of people who know and love Him; The people in Nineveh did not know, love, or trust God."

SAY “ The message Nahum shared was bad news for the people of Nineveh because they did not know or love God. [Point to the frown.] The message was good news for God’s people because they worshiped and obeyed God. [Point to the smile.] ”

7 **PLAY WITH PLAY DOUGH**

Encourage children to use play dough to make things that God created. Provide small rolling pins and cookie cutters of animals, leaves, clouds, and other things God created. Talk about the shapes as the children play with the play dough.

SAY “ You cut a play dough cloud and a leaf. God made the clouds and God made the trees. Nahum told the people of Nineveh that God created the world and that God is powerful. People should obey and worship God. How can you obey and worship God when you come to church? How can you obey and worship God during the week? ”

8 **OBEY DIRECTIONS**



Give simple directions to children such as turn around two times, hop four times, touch your toes, clap three times, and sit down. Choose directions that everyone can follow based on the size of your group and your room. Compliment the children for following directions.

SAY “ You listened to what I said and obeyed. God wants us to obey Him. God is fair. He will punish anyone who does not obey Him. God is also good. He sent Jesus to provide the way for us to be forgiven when we make wrong choices and do things that are wrong or evil. We can learn about God and choose to obey Him. ”

Release preschoolers to parents according to your church’s security procedure. Tell them something that their child enjoyed doing or did well during the session.