



UNIT 15 | SESSION 2

NAHUM WARNED OF GOD'S JUDGMENT

NAHUM

KEY PASSAGE:

Psalm 139:13-14

BIG PICTURE QUESTION:

What makes people special? People are special because we are made in God's image, as male and female, to know Him.

CHRIST CONNECTION:

Nahum brought a message of comfort to God's people, reminding them that God loves His people and will protect them from their enemies. Jesus also brought a message of comfort, salvation, and peace to His people. All of the enemies of God and His children were defeated at the cross. One day, God will finally judge all evil.



PREPARE

PRIOR TO TEACHING THE SESSION



PREPARE

PREPARE YOUR HEART TO TEACH; PLAN THE SESSION



WELCOME

GREET KIDS AND OPEN THE SESSION



LEARN

TEACH KIDS THE STORY OF THE GOSPEL



LOVE

LEAD KIDS TO LOVE THE GOD OF THE GOSPEL



LIVE

LEAD KIDS TO LIVE OUT THE MISSION OF THE GOSPEL

LEADER Bible Study

Our hyper-vigilant culture is full of warnings: warnings of what will happen if you take certain medicines, warnings not to use forbidden words in particular places, authoritative warnings against actions deemed inappropriate or illegal, and many more.

Though at times these warnings may feel harsh, unnecessary, or far too limiting, they exist to guide people to right decisions that are often best for them and the people around them.

The same is true with the warnings we find in the Bible, both those directed toward people in a particular place at a particular time and those generally made for all readers of all times. They exist as God's reminder to us of what is ultimately for our good.

The warnings of Nahum fit this bill as well. These warnings come as stern and even harsh language through the prophet, intended to wake up a group of spiritually sleepy people who had again turned to their wicked ways. Nahum warned of a coming judgment and painful punishment. He warned of devastation and destruction as a consequence for sin.

Yet, these warnings stood as God's gracious gift to rebellious people. Through the prophet Nahum, God told these people

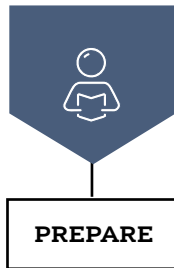
of His holiness, their sin, His pending consequences, and the urgency with which they ought to take heed to these warnings.

I can imagine that these people could have received these in much the same way that we often receive warnings today: frustrations with the limitations, severity, and apparent inconvenience they present. However, as we see throughout the pages of Scripture, these warnings serve as an invitation to people far from God to turn to Him for hope, joy, and peace that can only be found by His grace.

The next time you read the warnings of Scripture, celebrate the hope they bring as they demonstrate His good grace to show us a better way, the way to Him. Remember, God doesn't desire devastation but true repentance that results in ultimate deliverance.

BOOKS TO KNOW

Book of Nahum: seventh book in the Old Testament Minor Prophets. Nahum spoke of God's judgment on Nineveh in order to give comfort to Judah.



PRIOR TO TEACHING THE SESSION

GATHER Supplies

Keep a regular supply of the following items available at all times: Bibles, pens or pencils, markers, crayons, colored pencils, scissors, glue or tape, paper.



WELCOME

Activity Page

- "Warning!" activity page

Session Starter (Option 2)

- bowl



LEARN

Introduce the Session

- countdown video

Big Picture Question

- Big Picture Question Poster

Review the Timeline

- Giant Timeline

Tell the Bible Story

- "Nahum Warned of God's Judgment" video
- Bible Story Picture Poster

Questions from Kids

- "Unit 15, Session 2" questions from kids video

Key Passage Activity

- Key Passage Poster
- "For It Was You (Psalm 139:13-14)" song
- worship song of your choice (optional)
- pool noodle
- index cards, 1 per kid



LOVE

Review & Bible skills

- Small Group Timeline and Map Set
- world map



LIVE

Activity Choice (Option 1)

- "ASL Alphabet" printable, 1 per team and 1 per leader

Activity Choice (Option 2)

- Big Picture Question Poster

Journal and Prayer

- Journal Page
- "Good News" activity page



WELCOME Kids

Greet each kid as he or she arrives. Use this time to collect the offering, fill out attendance sheets, build relationships, and help new kids connect to your group.

| **SAY** “ Have you ever received a message from someone that was good news? What was it? ”

1 ACTIVITY PAGE (5 minutes)

Invite kids to complete “Warning!” on the activity page.

| **SAY** “ There are many different warning signs to help us avoid danger. God’s Word also gives us warnings to help us turn away from things that will harm us. In today’s Bible story, God speaks a message of warning through the prophet Nahum. ”

2 SESSION STARTER (10 minutes)

OPTION 1: WHO IS LIKE GOD?



Invite kids to sit in a circle. Challenge kids to think about God's character, what He is like. Read the attributes below or choose other attributes. If the attribute applies to God, kids will stand. If it does not, kids remain seated.

- Just
- Kind
- Impatient
- Jealous
- Forgiving
- Anxious
- Good
- Faithless
- Loving
- Merciful

| **SAY** “ There is no one like God. In today's story, Nahum delivered a message that told the people what God is like. ”

OPTION 2: BAD NEWS AND GOOD NEWS

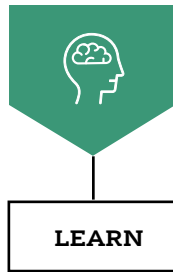
Before the session, write examples of bad news and good news on different strips of paper. For example, on one strip write, You got a time out. Then on another strip write, You won 100 dollars! Create enough strips for every kid. Place the strips in a bowl.

Form two teams of kids. Lead each team to send one kid at a time to the bowl to pick out a piece of paper. If the kid picks bad news, she is out. If the kid picks good news, she runs back to her team. Continue leading each team to draw a strip until no more strips remain. The team with the most number of kids left in the game wins.

| **SAY** “ Some of you received good news while others received bad news. In today's story, we'll learn how the prophet Nahum delivered good news and bad news. ”

Transition from **WELCOME** to **LEARN**





THE STORY OF THE GOSPEL

INTRODUCE the Bible Story

1 INTRODUCE THE SESSION (3 minutes)

Show the countdown video as you transition to introduce the Bible story. Set it to end as the session begins.

SAY “ Hi, my name is [your name]. It’s great to see you today. I’m so glad you’re here! I hope you brought your Bible with you. [Provide Bibles for any kids who need one.] Each week, we learn from the Bible because it is God’s perfect, holy Word. We can trust every word.

Today, we will be in the Book of Nahum. Do you know what part of the Bible Nahum is found in? [Allow responses.] Nahum is found in the Old Testament. In our story today, we will see how God sends a message to two different groups of people. ”

2 BIG PICTURE QUESTION (1 minute)

SAY “ What makes people special? [Allow kids to respond] Last week, we learned that **People are special because we are made in God’s image, as male and female, to know Him.** How amazing is it to know that God created you in His image!

Even though we are created in God’s image, we don’t always reflect God very well because of our sin. God loves us and calls us to repent. When we do, Jesus gives us new hearts that help us to love God and love others. Let’s say our big picture question and answer again. **What makes people special? People are special because we are made in God’s image, as male and female, to know Him.** ”

3 REVIEW THE TIMELINE (1 minute)

Show the giant timeline. Point to individual Bible stories as you review.

SAY “ God called Jonah to Nineveh to tell the Ninevites to repent. God showed that He cares for all people, even His enemies. God showed that He cared for Jonah too. He sent a great big fish to save Jonah from drowning. All people matter to God. In today’s story, we will learn that God promised to protect the people of Israel from their enemies. God’s loving character also means He is just. Let’s read today’s Bible story to hear the message Nahum shared. ”



THE STORY OF THE GOSPEL

LEARN the Bible Story

1 TELL THE BIBLE STORY: VIDEO OR STORYTELLER (10 minutes)

Open your Bible to Nahum. Use the Bible storytelling tips to help you tell the story, or show the Bible story video “Nahum Warned of God's Judgment.” Use the bold text to retell or review the story.

NAHUM WARNED OF GOD'S JUDGMENT

“ God gave a message to Nahum (NAY huhm) the prophet. Nahum took God’s message to Nineveh, the capital city of Assyria. The Assyrians were mean, evil people. They were enemies of God’s people, and God was going to judge them.

First, Nahum told the people what God is like. God is a jealous God. That means He wants people to worship only Him. Only God deserves to be worshiped. When people worship created things, they are saying that those things are like God. But nothing is like God!

Nahum said God punishes the guilty, those who do wrong. He is angry with His enemies, and He will judge them. **God does not lose His temper; He is patient.**

He is powerful, too. When God comes, He will make the sea and the rivers dry up. The mountains will shake, and everyone will be afraid. **No one can stand up against the power of God.**

Nahum said the Lord is good. When there is trouble, He is a safe place. **He takes care of people who trust in Him. But the people of Nineveh did not trust in Him.** They were God’s enemies, and He was going to destroy them.

Then Nahum took a message to God’s people: “The Assyrians are strong and have big armies, but I will defeat them. You have been hurt, but you won’t hurt anymore.” The Assyrians had power over God’s people, but God was going to set His people free!

God’s message was bad news for Nineveh and good news for the people of God. Peace was coming for God’s people! Now they could worship God and obey Him freely. Their enemies would be gone.

Christ Connection: Nahum brought a message of comfort to God’s people, reminding them that God loves His people and will protect them from their enemies. Jesus also brought a message of comfort, salvation, and peace to His people. All of the enemies of God and His children were defeated at the cross. One day, God will finally judge all evil. ”

STORYTELLING TIPS

Write it out: Provide each kid with a piece of paper and a pencil. Instruct kids to listen for words that describe God. Lead the kids to write these words on their paper. After the story, invite kids to share what they wrote about God.

Listen for “Message”: Instruct kids to pretend to whisper a message every time they hear the word “message.”



THE STORY OF THE GOSPEL

2 REVIEW THE BIBLE STORY

SAY “ In our story today, we learned that God was going to bring judgment to Nineveh. The Bible teaches that God is a jealous God. What does it mean to be jealous? **[Allow responses.]** People may act jealous for selfish reasons. We don't like what someone has, so we become upset about it. But God's jealousy is always rooted in love. God is jealous for our love because we were made to worship Him alone.

Even though Israel had sinned against God, He promised to remain faithful to them. Look at Nahum 1:7. **[Choose a volunteer to read aloud Nahum 1:7.]** Nahum told the people He would protect them from their enemies. He also told the people that God is good and protects those who trust in Him. We can always go to God in our troubles.

What did Nahum say was going to happen to the Assyrians? **[Allow responses.]** God also promised that He would bring judgment on the Assyrians. God must judge sin and the Assyrians continued to do what was evil. God's people would be free.

We can always find God to be a place of safety and comfort. Though God must judge sin, He has also provided a way for us to escape His judgment. Through Jesus, we can know with confidence that God will always be with us and promises to be a place of safety for us. ”

3 CHRIST CONNECTION

SAY “ Nahum brought a message of comfort to God's people, reminding them that God loves His people and will protect them from their enemies. Jesus also brought a message of comfort, salvation, and peace to His people. All of the enemies of God and His children were defeated at the cross. One day, God will finally judge all evil. ”

(Tip: Use Scripture and the Gospel Plan Poster to explain how to become a Christian. Make sure kids know when and where they can ask questions.)

4 QUESTIONS FROM KIDS (3 minutes)

Show the “Unit 15, Session 2” questions from kids video. Prompt kids to discuss:

1. Why does the Bible say God gets angry?
2. How can you be patient with others just as God is patient with you?

5 MISSIONS MOMENT (3 minutes)

Lead the kids to name some things they like to do with their friends. Discuss how spending time with friends helps us to know each other better.

SAY “ Pastor Mason Fenner hosts game nights for his community. The game nights help build relationships between the Deaf people in the community and the people from the Oakwood Deaf Community Church so they can become friends. Building these friendships also provides



THE STORY OF THE GOSPEL

opportunities for the church members to tell them about Jesus.

What are some events you could plan with your church to reach out to people and build new friendships? [Allow responses.] How could you use these events to tell your new friends about Jesus? [Allow responses] ”

Lead kids to pray for the Oakwood Deaf Community Church and that the game nights would lead more people to believe in Jesus.

6 KEY PASSAGE ACTIVITY (5 minutes)

Show the key passage poster. Lead kids in reading aloud Psalm 139:13-14 together.

Write the words of the key passage on index cards and give each kid a card. Instruct kids to get in a circle in order of the words of the key passage. Choose a volunteer to stand in the middle of the circle with a pool noodle. The volunteer will point at the kid with the first index card and go around the circle. Lead kids to say the word on their card when the pool noodle is pointed at them. After each round, select a new volunteer to be in the middle. As time progresses, increase the speed which the pool noodle is pointed at the kids. If time allows switch index cards around and play again.

SAY “ We worship an amazing God whose works are wondrous! Every kid here is special because God made you and He made you in His image. ”

Lead kids to sing “For It Was You (Psalm 139:13-14).” You may also choose to sing a worship song of your choice.

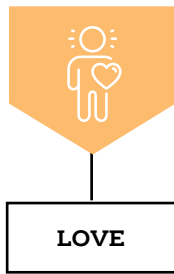
7 PRAY (2 minutes)

Invite kids to pray before transitioning to Love.

SAY “ Lord, thank You for the Bible and for the time today to learn from Your Word. Remind us of Your care for us and Your love shown to us through Jesus. Thank You for Your forgiveness and grace. Amen. ”

Transition from **LEARN** to **LOVE**





THE GOD OF THE GOSPEL

LOVE God by Applying the Story

1 REVIEW & BIBLE SKILLS (5 minutes)

Distribute Bibles and display the Old Testament Mediterranean Map. Guide boys and girls to open their Bibles to Nahum 1. Discuss how Nahum was a book of hope for God's people. Explain how Nahum's message reminded the people to trust in God and that God would punish their wicked enemies.

Consider comparing the Old Testament Mediterranean Map to a modern-day map to help kids understand where these stories took place. Point out the location of Nineveh (E11) on the map. (Tip: Locate the areas in and around modern-day Nineveh.)

Choose a volunteer to read aloud Nahum 1:15.

SAY “ Nahum’s message was bad news for the people of Nineveh because they did not trust in the Lord. However, Nahum’s message was good news for the people of God. God promised that peace and good news were coming to them. He would destroy their enemies, the Assyrians.

Through Jesus, God also gave us a message of peace and good news. Jesus came and called people to repent and believe in Him. This was good news because only through faith in Jesus can we be saved from our sin. Only through Jesus can we find peace with God. ”

2 GROUP DISCUSSION (10 minutes)

Ask the following questions. Lead the group to discuss.

| **SAY** “ How should you respond to people when they are mean to you? ”

Discuss how the Assyrians were mean, wicked people that hurt the people of Israel. Lead kids to understand that God is Judge and will judge people for their sin. Encourage kids to model the same forgiveness Jesus has shown them. Remind kids that Jesus said we are to pray for our enemies.

(Option: Choose a volunteer to read Matt. 5:44-45.)

| **SAY** “ How have you seen God's goodness in your life? ”

Answers will vary. Lead kids to remember that God is good and that He promises to take care of us. Encourage kids to remember that God always does what is best and that we can trust in Him.

(Option: Choose a volunteer to read Ps. 31:19-20.)

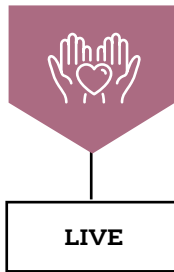
| **SAY** “ How can you share the good news of the gospel? ”

Answers will vary. Encourage kids to continue to share the gospel of Jesus Christ with others in their lives. Remind kids that Jesus commanded us to share the gospel with all people. Lead kids to think about how people cannot believe in Jesus if they have never heard about Him.

(Option: Choose a volunteer to read Rom. 10:13-15.)

Transition from **LOVE** to **LIVE**





THE MISSION OF THE GOSPEL

LIVE the Mission

1 ACTIVITY CHOICE (10 minutes)

OPTION 1: ASL ALPHABET



Form kids into three or four teams and provide each team with a copy of the “ASL Alphabet” printable. Explain that you will play a game to see which team can have all team members sign the correct letter that is called out. Call out a letter and direct the teams to sign the letter using their printable “ASL Alphabet.”

Declare which team is the winner of each round. Continue calling out the letters to sign as time allows.

SAY “ We played a game to learn the ASL alphabet and have fun with our team as we competed with other teams. Oakwood Deaf Community Church hosts game nights to build relationships with Deaf people in the community. Many times, missionaries host events and invite people to their homes to become their friends. The events also provide opportunities to tell people about Jesus. ”

OPTION 2: BRING THE GOOD NEWS



Form groups of three or four kids. Provide kids with a Bible, paper, and a pen. Lead kids to write out a gospel presentation. Direct kids to think of how they would share the good news of Jesus Christ with others. Help kids to think about the different parts of the gospel story such as sin; our need of a Savior; Jesus' life, death, and resurrection; how we should respond; etc. Encourage kids to be creative and write their presentation as a message, a song, a poem, or a skit.

Invite each group to share their gospel presentation with the class. Lead kids to think about how they can share this message with others this week.

SAY “ Each of us can bring the good news of Jesus to people in our lives. All people need to know that God loves them and has provided a way for their sin to be forgiven. ”

2 JOURNAL AND PRAYER (5 minutes)

Distribute journal pages and pencils. Guide kids to think about and answer the questions listed on the page. As kids journal, invite them to share their ideas.

- What does this story teach me about God or the gospel?
- What does the story teach me about myself?
- Are there any commands in this story to obey? How are they for God's glory and my good?
- Are there promises in this story to remember? How do they help me trust and love God?
- How does this story help me to live on mission better?

Review the gospel and encourage kids to speak with you or another teacher if they have questions. Then pray, asking God to help us always be mindful of the good news of Jesus and how we can share that good news with others. As time allows, lead kids to complete “Good News” on the activity page.