



UNIT 14 | SESSION 2

ISAIAH WARNED OF GOD'S JUDGMENT

ISAIAH 22; 48

CHRIST CONNECTION:

God sent Isaiah to warn the people of Judah. A day is coming when God will judge sin one last time. Everyone who repents of sin and trusts in Jesus will be safe from judgment.

BIG PICTURE QUESTION:

What is repentance? Repentance is choosing to stop making wrong choices and choosing Jesus.

KEY PASSAGE PHRASE:

Turn away from your wrong choices. Acts 3:19



YOUR HEART TO TEACH



LEADER Bible Study

The judgment of God can be found all through the Bible among people who turned from God to their own ways and sought to make a name for themselves or, at the very least, to satisfy themselves at the cost of their disobedience.

In Isaiah 22, we find a warning from God regarding the selfish ambitions and pursuits of God’s people. Though many strong, knee-shaking statements are made by God in this rebuke, one statement captures the heart of the rebellion of God’s people: “You made a reservoir between the walls for the water of the ancient pool, but you did not look to the one who made it or consider the one who created it long ago” (v. 11).

God’s people had set their hope in themselves and forgotten the Maker and Sustainer of all the good that had come to them. God was reminding them that every ounce of provision, every victory won, and every bit of directional clarity had come from Him. God was rebuking them for neglecting to remember that He was the one behind it all.

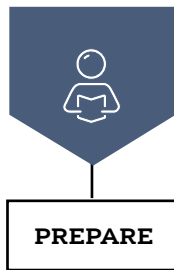
We are easily blinded by pride. After all, when we experience great accomplishments, unlikely victories, and significant provisions, it is difficult to not assume our own great work. But, as God reminds in Isaiah 22:23-25,

He is the one who raises up and tears down leaders. And in Isaiah 48:11, He will not share His glory with another. Finally, as Isaiah 48:17-18 reminds us, He teaches us the way we should go, if only we would listen.

God is the author of all that is good in our lives, God is the giver of all that is good in our lives, and God is the sustainer of all that we need. When we believe the lie that it is any other way, we deceive ourselves. But when we embrace the reality of God’s goodness and provision, we will find great rest and hope. We will walk more humbly and confidently through the mountains and the valleys of life, knowing from whom every good and every perfect gift comes.

PEOPLE TO KNOW

Isaiah: prophet to the Southern Kingdom of Judah who warned of God’s coming judgment against Judah’s rebellion



YOUR HEART TO TEACH

GATHER Supplies

Keep a supply of the following items available during all teaching sessions: Allergy Alert, Bibles, washable markers, crayons, scissors (adult use), blunt-tipped scissors, construction paper, copy paper, glue sticks, glue, tape, baby dolls, blocks, play dough, and a beanbag.



WELCOME

Draw pictures on a mural

- large piece of black paper
- different colors of chalk
- Big Picture Question Poster



LEARN

Draw story pictures

- large piece of black paper
- different colors of chalk

Review the Bible story

- paper used in "Draw story pictures"

Learn the key passage phrase

- Key Passage Phrase Marker



LOVE

Match patterns with a snack

- fruit-flavored O-shaped cereal
- small bowls, 1 per child
- napkins, 1 per child

Listen and work a shape sorter toy

- shape sorter toy



LIVE

Make key passage phrase sensory bottles

- empty water bottles, 1 per child
- water
- food color
- large sequins
- large beads
- small funnel
- baby oil
- colored duct tape
- adhesive address labels with the key passage phrase printed, 1 per child

Pretend to travel

- music
- electronic device
- transportation toys such as a toy airplane, car, train, ship, canoe, and bus

Snack and transition

- snacks
- Activity Page, 1 per child



BONUS

Practice the key passage phrase

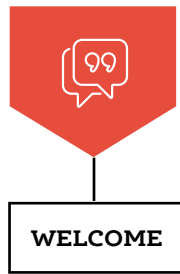
- Key Passage Phrase Marker

Explore with magnifying glasses

- nonbreakable magnifying glasses
- nature items: non-poisonous leaves and flowers, pine cones, and stones

Move pom-poms with tongs

- large pom-poms
- tongs



Provide as many learning activities as possible from the *Love and Live* sections to give preschoolers choices to learn. Incorporate the Bible story, the Christ connection, and key passage phrase in your conversations as the preschoolers engage in learning activities throughout the session.

WELCOME

Use the following activity to greet children as they enter the classroom. Talk about the big picture question and answer. After each child completes the welcome activity, encourage him to participate in the activities provided from the *Love and Live* sections of the leader guide.

DRAW PICTURES ON A MURAL

Tape a large piece of black paper to the wall at the preschoolers' eye level. Lay chalk on the floor nearby. Tape the big picture question poster on the wall next to the paper. Display some common classroom items and toys, such as dolls, toy vehicles, blocks, crayons, markers, and books around the room. As children arrive, greet them and their parents. Direct the children to the paper and chalk. Ask the children to look around the room and tell you some of the things they see. Then, invite the children to use the chalk to draw some of those items.

SAY “ Tell me about the pictures that you drew. What did you see? [Allow for responses.] You talked about and drew pictures of some of the things that you saw in our classroom. In today’s Bible story, we will hear about a man named Isaiah who had a vision and told others about what he saw in that vision. Isaiah told God’s people that God was going to punish them for disobeying Him. God’s people were making wrong choices and they needed to ask forgiveness and repent. **What is repentance? Repentance is choosing to stop making wrong choices and choosing Jesus.** [Point to the big picture question poster.] ”

Transition from **WELCOME** to **LEARN**





THE STORY OF THE GOSPEL

LEARN the Bible Story

1 DRAW STORY PICTURES

On a piece of black paper, use chalk to draw eyes, a simple city skyline, a street, ears, and a mouth. Invite preschoolers to see the drawn objects on the paper. Identify and talk about the items drawn.

SAY “ We talked about different pictures I drew. Listen carefully to the Bible story to hear more about these items I drew in the pictures. ”

2 TELL THE BIBLE STORY

Open your Bible to Isaiah 22 and tell the following Bible story.

ISAIAH WARNED OF GOD’S JUDGMENT

SAY “ The prophet Isaiah had a vision. A vision is like a dream, but Isaiah was awake. He saw what was going to happen to Jerusalem, a city in the kingdom of Judah. Isaiah told the people of Judah what he saw in this vision. His message was a warning: God’s punishment was coming to the people. God would punish the guilty.

God’s people had made a wrong choice. They turned away from God and worshiped idols and false gods like their neighbors did. Isaiah said that God was going to judge Judah’s neighbors.

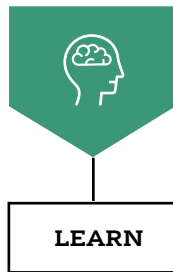
Then Isaiah said God was going to judge Judah too. The Babylonians would come and take over the city.

Isaiah told God’s people to repent, turn away from their sin, and turn back to God. In his vision, Isaiah saw that God’s people ignored his warning. Instead, they danced in the streets.

Isaiah warned the people of Judah that they would be punished for their sin, but Isaiah also told a message of hope. God’s people would be captured by the Babylonians, but one day they would be set free.

God wanted His people to listen and obey. He wanted what was best for them. Isaiah said, “When you escape from Babylon, go tell what God has done for you.” ”

Christ Connection: God sent Isaiah to warn the people of Judah. A day is coming when God will judge sin one last time. Everyone who repents of sin and trusts in Jesus will be safe from judgment.



THE STORY OF THE GOSPEL

3 REVIEW THE BIBLE STORY

Point to each the items that you drew on the paper used in “Draw story pictures.” Guide preschoolers to review the story by remembering something about each drawing. Some ideas include eyes—Isaiah had a vision; skyline/city—Jerusalem, Isaiah saw what was going to happen to the city because of their sin; street—instead of repenting people danced in the street; ears—God wanted His people to listen and obey; mouth—Isaiah told the people to go and tell what God has done for you.

SAY “Isaiah had a vision. He saw what was going to happen to Jerusalem because God’s people made wrong choices. God sent Isaiah to warn the people of Judah. A day is coming when God will judge sin one last time. Everyone who repents of sin and trusts in Jesus will be safe from punishment.”

4 SING A SONG

Sing the song to the familiar tune of “Are You Sleeping?”

“Turn and follow, turn and follow.
Go God’s way, go God’s way.
I can choose to listen. I can choose to listen.
And obey, and obey.”

5 LEARN THE KEY PASSAGE PHRASE

Place the key passage phrase marker at Acts 3:19. Invite a child to open your Bible and hand you the marker. Read the key passage phrase aloud. Instruct preschoolers to stand and repeat the phrase. Then, guide them to turn away from you, facing another direction and say the phrase again. Ask them to turn around, face you, and sit down.

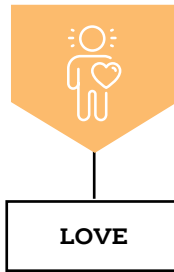
SAY “Our key passage phrase says, ‘Turn away from your wrong choices.’ Isaiah the prophet warned the people of Judah. In a vision, Isaiah saw that God’s punishment was coming for the people. Isaiah told God’s people to repent, turn away from their sin, and turn back to God. We can turn away from our wrong choices too.”

6 PRAY

Pray, asking God to help us to not only hear His words, but also obey His words.

Transition from **LEARN** to **LOVE**





THE GOD OF THE GOSPEL

LOVE God because of what we learned

1 PLAY A GAME: FOLLOW THE LEADER



Invite children to line up behind you. Explain they are to follow you around the room. Walk around the room. Then, select a child to be the leader and direct her to lead the group around the room in another way such as marching, hopping, taking small steps, taking giant steps, or walking while waving their hands above their heads. Continue the activity to give each child a turn to lead the group.

SAY “ Thank you for obeying the directions. In our Bible story, God’s people did not listen and obey. They made wrong choices. Isaiah had a vision that God was going to punish the people for not obeying. God sent Isaiah to warn the people of Judah. A day is coming when God will judge sin one last time. Everyone who repents of sin and trusts in Jesus will be safe from judgment. ”

2 MATCH PATTERNS WITH A SNACK



Post an allergy alert. Instruct preschoolers to wash their hands. Pour fruit-flavored O-shaped cereal into a bowl for each child and yourself. Invite preschoolers to sit at a table. Give each child a bowl of cereal and place a napkin in front of each bowl. Lay three pieces of cereal on a napkin in front of you, visible to preschoolers. Guide children to look in their bowls, find the same colored pieces, and to lay them on their napkins, matching your pattern. When all the children have completed their pattern, invite them to eat their three pieces. Make another pattern with three pieces for the children to copy. Continue the process of making patterns and guiding the children to copy them.

SAY “ This was a fun way for us to eat a snack. I gave you directions to follow. Was it easy or hard to follow the directions? You made a choice to obey or disobey the directions I gave you. In today’s story, God’s people chose not to obey Him. How can we choose to obey God? ”

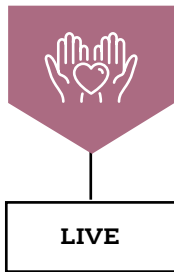
3 LISTEN AND WORK A SHAPE SORTER TOY

Place a shape sorter toy on a table and spread its pieces around it. Invite a child to play. Tell her to carefully listen to your instructions. Say a direction such as, “Pick up the red circle piece and place it in the circle hole.” Once the child has followed your instruction, give her another direction. Continue play as you give specific directions with each piece for the child to follow. When preschoolers tire of following directions, encourage her to play as she chooses with the toy. Repeat the activity, giving each child an opportunity to play. Consider providing multiple shape sorter toys to allow more preschoolers to participate at a time.

SAY “ To play with the toy, you chose to listen and follow instructions. In our Bible story, God wanted His people to choose to listen and to obey, but they did not. Why do you think the people chose to disobey? God sent Isaiah to warn the people. How do you think the people felt when Isaiah warned them? ”

Transition from **LOVE** to **LIVE**





THE MISSION OF THE GOSPEL

LIVE for God out of love

1 MAKE KEY PASSAGE PHRASE SENSORY BOTTLES

Print the key passage phrase on address labels, one for each child. Fill empty water bottles two-thirds full of water. Place large beads and sequins in containers on a table. Distribute the bottles to preschoolers and help them open their bottles. Invite boys and girls to select beads and sequins to put in their bottles. Consider providing food color to add to the water in their bottles. Use a funnel to fill the rest of the bottle with baby oil. Dab glue on the rims of the bottles and tightly screw on the tops. Wrap duct tape around the lids. Help each preschooler place a key passage phrase label on his bottle.

SAY “As you shake and spin the items in your bottle, remember that our key passage phrase says, ‘Turn away from your wrong choices.’ Isaiah told God’s people to repent, to turn away from their sin and turn back to God. What are ways we can turn away from our wrong choices?”

2 PRETEND TO TRAVEL



Hold up a toy airplane. Instruct preschoolers to pretend to fly around in an airplane as the music plays. Start the music and allow a minute or so for preschoolers to “fly” around the room. Then stop the music and guide preschoolers to briefly stop and not move. Show another mode of transportation toy and pretend to travel in that way. Continue until all toys have been shown and preschoolers have pretended to travel in that way. Ask a volunteer to pray, thanking God for people who travel far away to tell people about Jesus.

SAY “Today, missionaries can travel to other countries in many ways. When Adoniram and Ann Judson went to Burma many years ago, they did not have airplanes. Planes, trains, ships, canoes, and other vehicles help missionaries get to places where they can tell people about Jesus.”

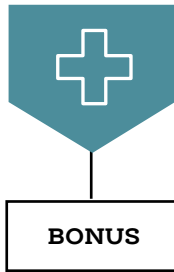
3 SNACK AND TRANSITION



Post an allergy alert. Serve the snack. As children eat, review and talk about the Bible story. When children finish their snack, lead them to complete the activity page. As they work, continue talking about the Bible story and emphasize the Christ connection.

SAY “God sent Isaiah to warn the people of Judah. A day is coming when God will judge sin one last time. Everyone who repents of sin and trusts in Jesus will be safe from judgment.”

Remember to communicate helpful information to the bonus teaching hour leaders. If parents are picking up children at this time, tell them something their child did well during the session. Distribute the big picture cards for families. Encourage parents to engage with the family discussion starters and family activities during the week.



TEACHING HOUR

BONUS Teaching Hour Group Time

1 SPIN AROUND AND SIT DOWN

As preschoolers arrive to group time, guide them to turn around in a circle one time and sit down.

2 TALK ABOUT THE BIBLE STORY

Open your Bible to Isaiah 22 and tell the following Bible story.

ISAIAH WARNED OF GOD'S JUDGMENT

- The prophet Isaiah had a vision. A vision is like a dream, but Isaiah was awake. He saw what was going to happen to Jerusalem, a city in Judah.
- Isaiah told the people of Judah what he saw in this vision. He warned them: God's punishment was coming to the people. God would punish the guilty.
- God's people made a wrong choice. They had turned away from God and worshiped idols and false gods.
- Isaiah told God's people to repent, turn away from their sin, and turn to God. In his vision, Isaiah saw that God's people ignored his warning.
- Even though Isaiah warned them that they would be punished for their sin, Isaiah shared a message of hope.
- God's people would be captured by the Babylonians, but one day they would be free.
- God wanted His people to listen and obey.

3 SING A SONG

Sing the song below to the tune of "Are You Sleeping?"

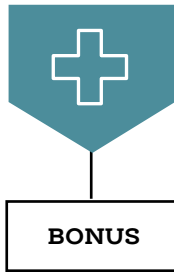
"Turn and follow, turn and follow.
Go God's way, go God's way.
I can choose to listen. I can choose to listen.
And obey, and obey."

4 PRACTICE THE KEY PASSAGE PHRASE

Place the key passage phrase marker in your Bible at Acts 3:19. Invite a child to open the Bible to the marker. Read the phrase aloud. Invite the children to stand, and say the phrase with you. Lead preschoolers to walk around in a circle as a group, saying the phrase.

5 PRAY

Pray, asking God to help us make good choices. Ask Him to help us to listen and obey Him.



TEACHING HOUR

BONUS Teaching Hour Activities

6 **KNOCK DOWN A CITY**

Guide preschoolers to build a city of houses and stores with blocks. When the city is finished, select a child to toss a beanbag at the city, knocking it down. Make sure children are away from the blocks so the blocks will not fall on preschoolers. Then, prompt children to quickly build another city. Select another child to knock it down with the beanbag. Repeat the process of building the city and selecting a child to knock it down, allowing each child a turn.

SAY “ We built a city and then we knocked it down. In today’s Bible story, the prophet Isaiah had a vision and saw what was going to happen to Jerusalem, a city in Judah. He warned the people that God’s punishment was coming. God would punish the guilty for their sin. Isaiah also shared a message of hope. Everyone who repents of sin and trusts in Jesus will be safe from judgment. ”

7 **EXPLORE WITH MAGNIFYING GLASSES**

Post an allergy alert. Lay nonbreakable magnifying glasses and nature items such as non-poisonous leaves and flowers, pine cones, and stones on a table. Invite children to examine the items with the magnifying glasses. Ask them to describe what they see. To extend the activity, encourage them to use the magnifying glasses to explore and look at other items in the room. As they explore, suggest they tell you what they see.

SAY “ You saw many things in our room with the magnifying glasses. In our Bible story, Isaiah saw a vision of what was going to happen to Jerusalem because God’s people had made wrong choices. God sent Isaiah to warn the people of Judah. A day is coming when God will judge sin one last time. Everyone who repents of sin and trusts in Jesus will be safe from judgment. ”

8 **MOVE POM-POMS WITH TONGS**

Print the key passage phrase in large letters with a marker on a piece of construction paper. Lay pom-poms on the paper, completely covering the printed words. Show preschoolers how to use a pair of tongs to pick up pom-poms and move them off the paper. Direct them to pick up all the pom-poms, one by one, and move them to the side of the paper, revealing the key passage phrase. When all the pom-poms have been moved, read the key passage phrase, pointing to each word. Consider providing multiple pairs of tongs and prepared papers to allow more children to participate at a time.

SAY “ Thank you for following directions. We have been learning about a prophet named Isaiah. Our key passage phrase reminds us to turn away from your wrong choices. Isaiah said the same thing to God’s people. He told them to repent, to turn away from their sin and turn back to God. But God’s people ignored Isaiah’s warning. ”

Release preschoolers to parents according to your church’s security procedure. Tell them something that their child enjoyed doing or did well during the session.