



UNIT 13 | SESSION 5

WE ARE TO WORSHIP GOD ALONE

ISAIAH 44

CHRIST CONNECTION:

We are to worship only God. He sent His Son, Jesus, to die on the cross and save us from our sins. We can turn from our sin and celebrate because God saves.

BIG PICTURE QUESTION:

What is idolatry? Idolatry is loving something else more than God.

KEY PASSAGE PHRASE:

Love the Lord your God. Deuteronomy 6:5



YOUR HEART TO TEACH



LEADER Bible Study

Many agree that sin is often, if not always, contrived from selfish ambitions. We can see how our actions, thoughts, and words that disregard God’s instructions for our lives develop from our desire for more, better, or different than what we currently have. Our sin is a statement that we believe that our ways are better than God’s and that we ultimately know better than Him.

The implications of our selfishness in sin don’t stop there. They don’t only disregard God’s instruction, God’s authority, and God’s design for us. They don’t only seek our own pleasure and comfort. Our sinful actions, thoughts, and words also tell a story to those around us of what we believe is most important and where we find direction for our lives.

Sin is always problematic and self-serving, but it also has an impact on others far greater than our circumstances often reflect.

When we build or follow an idol (something we put in the place of God), we are actually replacing the Creator with created things. Idolatry is not a benefit to anyone. The pursuit of idols is futile because they hold no real power.

Isaiah 44:9 reads, “All who make idols are nothing, and what they treasure benefits no one. Their witnesses do not see or know

anything, so they will be put to shame.”

Our love of things other than God testifies to the world around us that God is not good enough, that He does not satisfy, and that He won’t do what He says He will do. For an ambassador of Christ, this is not the message the dying world should hear from us.

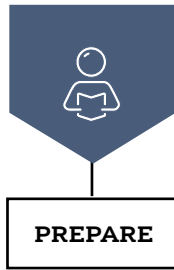
The next time you think that your love of something other than God is just a personal problem, reconsider how it may very well be proclaiming to those around you a gospel of hopelessness. And remember that God does satisfy, He is enough, and He always does what He says He will do.

OLD TESTAMENT IDOLS

Exodus 32: golden calf

2 Kings 18: bronze serpent

1 Kings 12: gold calves



YOUR HEART TO TEACH

GATHER Supplies

Keep a supply of the following items available during all teaching sessions: Allergy Alert, Bibles, washable markers, crayons, scissors (adult use), blunt-tipped scissors, construction paper, copy paper, glue sticks, glue, tape, baby dolls, blocks, play dough, and a beanbag.



WELCOME

Guess the object

- Big Picture Question Poster
- small box with lid, used last session in “Find the bandage”
- small, plastic toy tool



LEARN

Find tools

- plastic toy tools, 1 per child

Review the Bible story

- plastic toy tool used in “Find tools”

Learn and practice the key passage phrase

- Key Passage Phrase Marker



LOVE

Hammer golf tees

- foam blocks
- golf tees
- plastic toy hammers
- safety goggles

Sing and play songs of praise

- musical instruments including bells, tambourines, rhythm sticks, and xylophones, 1 per child



LIVE

Draw on sandpaper

- adhesive labels
- sandpaper

Create musical instruments

- clean, empty plastic water bottles with lids, 1 per child
- different colors of pom-poms, several for each child
- plastic funnels
- uncooked rice
- duct tape
- permanent marker

Snack and transition

- snacks
- Activity Page, 1 per child



BONUS

Play a tambourine

- tambourine

Practice the key passage phrase

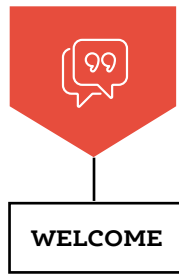
- Key Passage Phrase Marker

Create with chenille stems

- chenille stems, a variety of colors and sizes

Work with tools

- plastic toy tools used in “Find tools”



Provide as many learning activities as possible from the *Love* and *Live* sections to give preschoolers choices to learn. Incorporate the Bible story, the Christ connection, and key passage phrase in your conversations as the preschoolers engage in learning activities throughout the session.

WELCOME

Use the following activity to greet children as they enter the classroom. Talk about the big picture question and answer. After each child completes the welcome activity, encourage him to participate in the activities provided from the *Love* and *Live* sections of the leader guide.

GUESS THE OBJECT

Post the big picture question poster near the entrance to the classroom. Gather the box used in “Find the bandage” from last session and place a small, plastic toy tool in the box. Greet preschoolers as they enter the classroom. Encourage them to shake the box and guess what is inside, without looking. Reveal what is inside. Talk about the tool.

SAY “ I am so glad that you came to church today. You found a toy tool in the box. **Idolatry is loving something else more than God.** [Point to the big picture question poster.] The people in our story today used tools to make idols. Idols do not have any power. Only the one true God has power. ”

Transition from **WELCOME** to **LEARN**





THE STORY OF THE GOSPEL

LEARN the Bible Story

1 FIND TOOLS

Hide plastic toy tools throughout the classroom. Invite preschoolers to find the tools and bring them to the group time area. Assist preschoolers as needed so that each child is able to bring a tool to the group.

SAY “ The last few weeks, our Bible stories have been in the books of the Bible called 1 Kings and 2 Kings. Today, our story is in the Book of Isaiah. We will learn in our Bible story that workers used tools to make idols. People thought their idols would help them, but they did not. Idols do not have any power. ”

2 TELL THE BIBLE STORY

Open your Bible to Isaiah 44 and tell the following Bible story.

WE ARE TO WORSHIP GOD ALONE

SAY “ Isaiah was a prophet who lived long ago, in the time when Israel was ruled by kings. God chose Isaiah to tell His people a very important message.

Isaiah said, “Listen, Israel. This is what the LORD, the King of Israel, says: ‘I am the one true God.’ ”

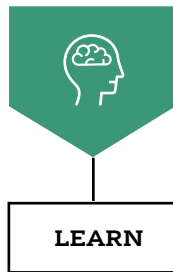
Isaiah said that only God can say what will happen in the future. No one else knows! God said, “Do not be surprised or afraid. I told you this long ago: There is no God but Me.”

God said, “Everyone who makes idols thinks their idols will help them, but they do not. Idols do not have any power.

“One worker uses iron, shaping it over coals with a hammer. The worker gets hungry, thirsty, and tired. Another worker uses wood, measuring it and shaping it with a chisel, like a knife. He makes an idol in a shape he thinks up on his own. People look to their idols to save them, but only God can save them.”

This is God’s message to the people of Israel: “Remember these words. I will never forget about you. Do not worship created things. I am your Creator, and I have taken away your sins. Turn back to me. Rejoice! This is what I have done for you. Sing and shout, for through you, the LORD—the one true God—deserves our worship.” ”

Christ Connection: We are to worship only God. He sent His Son, Jesus, to die on the cross and save us from our sins. We can turn from our sin and celebrate because God saves.



THE STORY OF THE GOSPEL

3 REVIEW THE BIBLE STORY

Pass one of the toy tools around the group, allowing each child to take turns holding it and encourage him to answer a review question. Possible questions include these: “Do idols have any power? Will God ever forget about us? Do we worship created things? Who do we worship?”

SAY “We are to worship only God. He sent His Son, Jesus, to die on the cross and save us from our sins. We can turn from our sin and celebrate because God saves.”

4 SING A SONG

Sing the song to the familiar tune of “The Farmer in the Dell.”

“Love the Lord your God.
Love the Lord your God.
Deuteronomy 6 verse 5 says
Love the Lord your God.”

5 LEARN AND PRACTICE THE KEY PASSAGE PHRASE

Place the key passage phrase marker at Deuteronomy 6:5. Invite a child to open your Bible to the key passage. Encourage preschoolers to say the phrase with you, leaving off a different word each time you say it, letting them fill in the word.

“Love the Lord your _____. Deuteronomy 6:5”

“Love the Lord ___ God. Deuteronomy 6:5”

“Love the ___ your God. Deuteronomy 6:5”

“Love ___ Lord your God. Deuteronomy 6:5”

“___ the Lord your God. Deuteronomy 6:5”

“Love the Lord your God. _____”

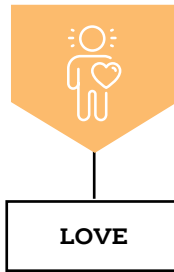
SAY “We are to love and worship only God. He sent His Son, Jesus, to die on the cross and save us from our sins.”

6 PRAY

Pray, asking God to help us remember that He is the one true God and that we should worship only Him and love Him most.

Transition from **LEARN** to **LOVE**





THE GOD OF THE GOSPEL

LOVE God because of what we learned

1 MAKE A BIBLE BOOKMARK



Cut construction paper into one-inch strips. Print the key passage phrase on one side of each bookmark. Invite preschoolers to decorate the bookmarks with crayons. Assist preschoolers in looking up the key passage phrase in the Bible. Read the phrase together. Assist preschoolers in looking up today's Bible story in Isaiah 44 as well. Allow preschoolers to make additional Bible bookmarks to share with family and friends.

SAY “ The Bible tells us to ‘Love the Lord your God.’ You can use the Bible bookmark you made to help you remember this. Isaiah was a prophet who lived long ago. God chose Isaiah to tell His people a very important message. Isaiah told the people that the Lord is the one true God. The people were to love and worship only God. ”

2 HAMMER GOLF TEES

Arrange pieces of foam blocks, golf tees, plastic toy hammers, and safety goggles on a table. Assist preschoolers with putting on safety goggles. Demonstrate how to hammer a golf tee into a foam block. Allow only one or two preschoolers to take a turn at one time and supervise them closely while using the golf tees and toy hammers.

SAY “ People were using tools to make idols to worship instead of worshipping the one true God. God said, ‘Everyone who makes idols thinks their idols will help them, but they do not. Idols do not have any power.’ We are to worship only God. God is our Creator and deserves our worship. He sent His Son, Jesus, to die on the cross and save us from our sins. We can turn from our sin and celebrate because God saves. ”

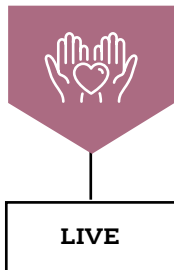
3 SING AND PLAY SONGS OF PRAISE

Provide preschoolers with a variety of musical instruments to play including bells, tambourines, rhythm sticks, and xylophones. Encourage children to sing songs of praise as they play the instruments. Sing “Love the Lord Your God” that is sung during group time in this unit as well. Encourage preschoolers to switch instruments so that each child has an opportunity to play several instruments.

SAY “ Isaiah had an important message for God’s people. God said, ‘I will never forget about you. Do not worship created things. I am your Creator. I have taken away your sins. Rejoice! Sing and shout! I am the one true God and I deserve your worship.’ We are to worship only God. What are some ways that we can worship Him? Do you have a favorite song you like to sing when you worship by singing? We can turn from our sin and celebrate because God saves. ”

Transition from **LOVE** to **LIVE**





THE MISSION OF THE GOSPEL

LIVE for God out of love

1 **DRAW ON SANDPAPER**

Print the key passage phrase on adhesive labels. Arrange pieces of sandpaper and crayons on the table. Invite preschoolers to draw on the sandpaper. Encourage children to place a label on their completed pictures.

SAY “ You drew a picture on sandpaper. A worker uses sandpaper to smooth down rough wood when he is creating something. In our story today we learned about workers who were creating idols to worship instead of worshipping the one true God. People were looking to their idols to save them, but only God can save them. Our key passage phrase reminds us to ‘Love the Lord our God.’ He is the only One we should love and worship. ”

2 **CREATE MUSICAL INSTRUMENTS**



Post an allergy alert. Distribute a clean, dry plastic water bottle to each preschooler. Remove the lids. Instruct children to choose pom-poms to place inside their bottles. Lead them to place funnels in the openings of their water bottles. Show preschoolers how to pour about a half cup of uncooked rice into their bottles. Place the lids on the bottles and secure with duct tape. Add a strip of duct tape to secure the lids. Write the preschooler’s name on the tape strip. Demonstrate how preschoolers can shake or spin the bottles to create music. Sing “Love The Lord Your God” from group time and lead preschoolers to shake their bottles to the rhythm of the music.

SAY “ Missionaries often use singing and instruments as they lead worship times just as we worship in our churches. What are some of your favorite songs to sing at church? ”

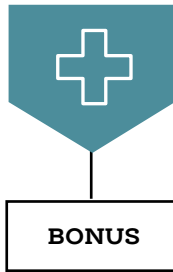
3 **SNACK AND TRANSITION**



Post an allergy alert. Serve the snack. As children eat, review and talk about the Bible story. When children finish their snack, lead them to complete the activity page. As they work, continue talking about the Bible story and emphasize the Christ connection.

SAY “ We are to worship only God. He sent His Son, Jesus, to die on the cross and save us from our sins. We can turn from our sin and celebrate because God saves. ”

Remember to communicate helpful information to the bonus teaching hour leaders. If parents are picking up children at this time, tell them something their child did well during the session. Distribute the big picture cards for families. Encourage parents to engage with the family discussion starters and family activities during the week.



TEACHING HOUR

BONUS Teaching Hour Group Time

1 PLAY A TAMBOURINE

Shake a tambourine as you gather preschoolers for group time. Allow children to take a turn shaking the tambourine as well. Tell preschoolers that Isaiah reminded God’s people that we are to worship Him only.

2 TALK ABOUT THE BIBLE STORY

Open the Bible to Isaiah 44. Use the summarized points below to talk about the Bible story.

WE ARE TO WORSHIP GOD ALONE

- Isaiah was a prophet who lived long ago.
- God chose Isaiah to tell His people an important message, “The LORD is the one true God, and only He knows the future. No one else knows!”
- God said, “Do not be afraid, there is no God but Me. Men use iron and wood to make idols, but idols do not have any power.
- People think idols can save them, but only God has the power to save.”
- God’s message is this: “Remember these words. I will never forget about you. Do not worship created things. I am your Creator, and I have taken away your sins. Turn back to Me. Sing and shout! Only the one true God deserves your worship.”

3 SING A SONG

Sing the song below to the tune of “The Farmer in the Dell.”

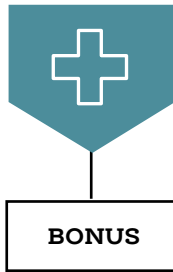
“Love the Lord your God.
Love the Lord your God.
Deuteronomy 6 verse 5 says
Love the Lord your God.”

4 PRACTICE THE KEY PASSAGE PHRASE

Place the key passage phrase markers in the Bible at Deuteronomy 6:5. Invite a child to open your Bible to the key passage phrase at Deuteronomy 6:5. Encourage preschoolers to turn and tell a friend the key passage phrase. Allow time for each child to have a turn.

5 PRAY

Pray, thanking God that He has the power to save and will never forget about us.



TEACHING HOUR

BONUS Teaching Hour Activities

6 TRACE HAND PRINTS



Place construction paper and crayons on a table. Demonstrate for preschoolers how to place one hand on the construction paper and trace around it with a crayon. Assist preschoolers as needed. Invite preschoolers to add details to the hands they traced including watches, bracelets, rings, or other jewelry.

SAY “ People were using their hands to create idols to worship. God told the people that their idols did not have any power. Only God has the power to save. He told the people not to worship created things. We are to worship only God. He sent His Son, Jesus, to save us. We can turn from our sin and celebrate because God saves. ”

7 CREATE WITH CHENILLE STEMS

Arrange a variety of colors and sizes of chenille stems on the table. Encourage preschoolers to bend and twist the chenille stems to create different three-dimensional shapes and figures. Suggest that preschoolers work together to create larger chenille stem figures with a partner.

SAY “ You created some very interesting shapes and figures with your chenille stems. Tell me about what you created. What you made cannot do anything on its own. It does not have any power. We learned in our story today that some of God’s people were creating idols to worship. They were looking to their idols to save them, but only God can save. What they created did not have any power. Only the one true God has power and deserves our worship. ”

8 WORK WITH TOOLS

Provide preschoolers with a variety of plastic tools and wooden blocks to use. Encourage children to make repairs on items in the classroom as well as to pretend to create items with the tools and wooden blocks.

SAY “ Do you use tools at home? What do you do with the tools you use? Isaiah had a very important message for God’s people. He told them about workers who used tools like hammers and chisels to create idols. He said that people were looking to their idols to save them, but only God could save them. We are to worship only God. He sent His Son, Jesus, to die on the cross and save us from our sins. We can turn from our sin and celebrate because God saves. ”

Release preschoolers to parents according to your church’s security procedure. Tell them something that their child enjoyed doing or did well during the session.