



UNIT 13 | SESSION 4

ELISHA PERFORMED MIRACLES

2 KINGS 4-6

KEY PASSAGE:

Deuteronomy 6:4-5

BIG PICTURE QUESTION:

What is idolatry? Idolatry is a sin of the heart in which we love and value something else above God.

CHRIST CONNECTION:

Elisha's miracles showed that he was a prophet of the one true God and that God's words were true. In a greater way, Jesus' miracles show that He is the true Son of God.



PRIOR TO TEACHING THE SESSION



LEADER Bible Study

Miracles are often found in Scripture as a means of God doing what nature cannot explain to show His own power and authority over all things. This portion of 2 Kings 4–6 is no different. But these miracles don’t just teach us about God; they also demonstrate our human nature by revealing doubt in our hearts as we encounter circumstances beyond our control.

Many of the miracles performed by Elisha in 2 Kings 4–6 come in moments when the human dilemmas of sin, death, fear, worry, and lack are realized and people are overtaken with doubt.

Have you ever felt this way? Have you ever felt as if your back was against the wall, your limits had been reached, and there was no way and no reason for hope in a particular situation? If so, you’re not alone. We all have moments when it seems as if we’re done and there’s no way out.

The reason we all experience these things is because we are humans. Our limitedness leaves us lacking and in moments where that lack prevents us from saving ourselves, we cannot help but feel doubtful.

But God.

It is often in these moments that we are reminded of just how self-reliant we tend to be and just how God-dependent we truly are.

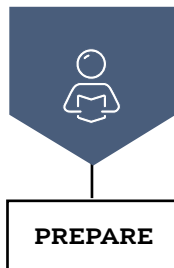
God in these moments of doubt becomes our only hope, our beacon, our help. And though we ought to have some sense of confidence in this all the time, the reality is that we often lose sight of how deeply we need the Lord until He is our only way out.

What if we lived dependent on God to this degree all the time? What if we lived knowing that our only hope was God’s provision, even when it doesn’t feel like we need it? What if we saw that even our own ability to find a way out of a dire situation was a gift from Him?

The mystery that God wants to make known to those around us is this: “Christ in you, the hope of glory” (Col. 1:27). Is your confidence so firm in the Lord as provider and sustainer that it demonstrates the hope of Christ to those around you? If not, be reminded today that He isn’t just your help from time to time, but your only hope time and time again.

PEOPLE TO KNOW

Naaman: Syrian general cured of leprosy under the direction of the prophet Elisha. Following his cleansing, he professed faith in Israel’s God.



PRIOR TO TEACHING THE SESSION

GATHER Supplies

Keep a regular supply of the following items available at all times: Bibles, pens or pencils, markers, crayons, colored pencils, scissors, glue or tape, paper.



WELCOME

Activity Page

- “Miracles” activity page

Session Starter (Option 1)

- bowls, 1 per group
- water
- variety of objects such as pencils, paper clips, coins, rocks, cotton balls, etc.

Session Starter (Option 2)

- dry erase boards, 2
- dry erase markers, 2



LEARN

Introduce the Session

- countdown video

Big Picture Question

- Big Picture Question Poster

Review the Timeline

- Giant Timeline

Tell the Bible Story

- “Elisha Performed Miracles” video
- Bible Story Picture Poster
- Bible story props such as bread or a picture of the Jordan River (optional)

Questions from Kids

- “Unit 13, Session 4” questions from kids video

Missions Moment

- “Send Relief Photos” missions printable

Key Passage Activity

- Key Passage Poster
- “The Lord Our God (Deuteronomy 6:4-5)” song
- worship song of your choice (optional)
- beanbag or ball



LOVE

Review & Bible skills

- Small Group Timeline and Map Set
- world map



LIVE

Activity Choice (Option 1)

- serving trays, 1 per team
- plastic utensils, 1 per team
- paper plates, 1 per team
- cups, 1 per team
- napkins, 1 per team

Activity Choice (Option 2)

- Big Picture Question Poster
- poster paper, 1 per group

Journal and Prayer

- Journal Page
- “Miracles Word Search” activity page



WELCOME Kids

Greet each kid as he or she arrives. Use this time to collect the offering, fill out attendance sheets, build relationships, and help new kids connect to your group.

| **SAY** “ Have you ever swam in a river? What was it like? ”

1 ACTIVITY PAGE (5 minutes)

Invite kids to complete “Miracles” on the activity page.

| **SAY** “ The Bible has many stories about miracles. God is an amazing God who is able to do amazing things! In our Bible story today, we will learn about some miracles God performed through the prophet Elisha. ”

2 SESSION STARTER (10 minutes)

OPTION 1: WILL IT FLOAT?

Form groups of four or five kids. Distribute a bowl or pan filled with water to each group. Provide each group with paper and pencils. In the front of the room, set up a table with various objects for kids to test whether the objects sink or float. Direct kids to come to the table, choose an object, and take it back to their group to experiment.

Encourage kids to experiment with as many objects as they can. Challenge kids to write down which objects float and which objects sink, so they can share with the group.

Distribute paper towels to each group to wipe up any spills.

| **SAY** “ Some objects float in water and some sink. Today, we will see how Elisha performed miracles to demonstrate God’s power. One of these miracles was making a sinking object float in the water. ”

OPTION 2: GOD’S GOT THE POWER

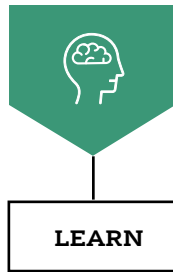


Form two teams of kids. Lead each team to line up on one side of the room and place a dry erase board for each team on the opposite side of the room. Challenge each team to choose one kid to race to the dry erase board and write something that demonstrates God’s power, such as *creating the world*. Kids will run back to their team and the next kid will race to the board. Tell kids that they cannot repeat the same answers as their teammates.

Continue playing until all kids have raced to the board and back.

| **SAY** “ God has infinite power. Nothing is impossible for Him. We see His power in creation and we read about it in the Bible. We experience His power when He saves us from our sin. Today, we will read His Word to learn how God used Elisha to perform miracles. ”





THE STORY OF THE GOSPEL

INTRODUCE the Bible Story

1 INTRODUCE THE SESSION (3 minutes)

Show the countdown video as you transition to introduce the Bible story. Set it to end as the session begins.

SAY “ Welcome! I’m so glad you’re here! My name is [your name] and today we are going to study another story from the Bible. If you brought your Bible today, would you take it out and set it on your lap? [Distribute Bibles to any kid who does not have one.]

Did you know that God created the world by only speaking? God is all-powerful and His words also contain power. When we read the Bible, God works through His words to transform us to be more like Jesus. Today, we will learn how God’s power shows us He is the one true God. ”

2 BIG PICTURE QUESTION (1 minute)

SAY “ Let’s recite our big picture question and answer together. **What is idolatry? Idolatry is a sin of the heart in which we love and value something else above God.** The Bible reminds us to flee from idolatry because it leads us away from God. Only God deserves our worship.

In today’s story, we will see how God demonstrated, through the miracles He allowed Elisha to perform, that He is the one true God and the only One worthy of worship. Let’s say our big picture question and answer one more time. **What is idolatry? Idolatry is a sin of the heart in which we love and value something else above God.** ”

3 REVIEW THE TIMELINE (1 minute)

Show the giant timeline. Point to individual Bible stories as you review.

SAY “ Many prophets of the Old Testament were able to perform miracles. God gave the prophets His spirit to speak His words to the people and demonstrate His power. Last week, we learned how God gave Elisha His spirit. God’s spirit allowed Elisha to part the water and demonstrate to the people that God’s power had come upon him. Today, we will see how God used Elisha as he performed miracles to point others to God. ”



THE STORY OF THE GOSPEL

LEARN the Bible Story

1 TELL THE BIBLE STORY: VIDEO OR STORYTELLER (10 minutes)

Open your Bible to 2 Kings 4–6. Use the Bible storytelling tips to help you tell the story, or show the Bible story video “Elisha Performed Miracles.” Use the bold text to retell or review the story.

ELISHA PERFORMED MIRACLES

“ Elisha was a prophet to the people of Israel. One day, a man brought him 20 loaves of bread. Elisha told the man to give it to a crowd of 100 men. The man was confused, but Elisha said, “The Lord says there will be enough.” So the man gave the bread to the crowd and everyone ate. They even had some left over.

Another time, Elisha healed a man named Naaman (NAY muhn) of a serious skin disease. Naaman was the commander of the Syrian army. He had gone to the king of Israel to ask for healing. The king of Israel said, “Am I God? Do I have the power to give life and take it away? Why does this man think I can cure a skin disease?” The king of Israel could not heal Naaman. The power to heal comes only from God.

Elisha the prophet called Naaman to his house. Naaman stood at the door, ready to be healed! But Elisha didn’t come to the door. Instead, he sent a message to Naaman: “Go wash seven times in the Jordan River.”

When Naaman went to the Jordan River and dipped himself in the water seven times, his skin was healed!

Naaman and all the people with him went to Elisha. “I know that the God of Israel is the one true God,” Naaman said.

On another day, Elisha met with a group of prophets at the Jordan River. The prophets were cutting down trees by the river, when an iron ax head fell into the water and sank. Elisha cut a stick and threw it into the water, and the iron floated back to the top.

Christ Connection: Elisha’s miracles showed that he was a prophet of the one true God and that God’s words were true. In a greater way, Jesus’ miracles show that He is the true Son of God. ”

STORYTELLING TIPS

Use props: Display items, such as bread loaves and a picture of the Jordan River, that remind kids of the miracles Elisha performed in the story. Hold up the items as they are mentioned in the story.

Act it out: Invite kids to play the roles of Elisha, the man with the 20 loaves, Naaman, and the group of prophets as you tell the story.



THE STORY OF THE GOSPEL

2 REVIEW THE BIBLE STORY

SAY “ God allowed Elisha to perform miracles to show the people that He is the one true God. One of the miracles Elisha performed took place when a man gave him 20 loaves of bread to feed a crowd of 100 men. Why was Elisha confident that the 20 loaves would be enough to feed a whole crowd? Look at 2 Kings 4:43. **[Choose a volunteer to read aloud 2 Kings 4:43.]** Elisha had confidence because the Lord told him that the bread would be enough to feed the people and still have leftovers. Elisha trusted that God will always do what He says.

We also learned about another miracle Elisha performed when he healed Naaman from a skin disease. How many times did Naaman have to wash in the Jordan River? **[Allow responses.]** Yes, Naaman washed seven times. God healed Naaman and Naaman believed that God was the one true God. Miracles are always used to point people to God.

What was the last miracle we read about? **[Allow responses.]** Yes, Elisha threw a stick in the water and made the ax float to the surface. Again, God was demonstrating that He alone is God.

God’s power is at work in our lives as well. When we believe in Jesus, we are raised from death to life. The Bible reminds us that we were dead in our sins, but through faith in Jesus have been raised to life. ”

3 CHRIST CONNECTION

SAY “ Elisha’s miracles showed that he was a prophet of the one true God and that God’s words were true. In a greater way, Jesus’ miracles show that He is the true Son of God. ”

(Tip: Use Scripture and the Gospel Plan Poster to explain how to become a Christian. Make sure kids know when and where they can ask questions.)

4 QUESTIONS FROM KIDS (3 minutes)

Show the “Unit 13, Session 4” questions from kids video. Prompt kids to discuss:

1. Does God still heal people today? What if He doesn’t?
2. What miracles did Jesus perform that showed He is God?

5 MISSIONS MOMENT (3 minutes)

Display the “Send Relief Photos” as you tell the story.

SAY “ One of the ways mission work continued throughout the COVID-19 pandemic was the collection of necessary medical supplies for areas in need of help. Missionaries and volunteers in North America helped give nearly 50,000 different kinds of personal protection equipment and thousands of care packages to healthcare workers and first responders. They also provided more than 66,000 meals in some big cities.

The organization Send Relief has over 140 ongoing COVID-19 related projects in more than 45



THE STORY OF THE GOSPEL

nations to help provide medical equipment, needed cleaning items, supplies of oxygen, and food. Some of these areas are remote villages and regions that did not receive as much help as bigger cities. ”

Close in prayer, asking God to continue to help people be generous to help others who are in need.

6 KEY PASSAGE ACTIVITY (5 minutes)

Show the key passage poster. Lead kids in reading aloud Deuteronomy 6:4-5 together.

Form kids into a circle. When you start the music, direct kids to pass the beanbag or the ball around the circle until the music stops. After 10 seconds, stop the music and challenge the kid who is holding the beanbag or ball to say the first word of the key passage. If he has trouble remembering the word, work together as a group to think of the word. Continue until the whole key passage is complete.

SAY “ It’s so important to memorize God’s Word. As we treasure God’s Word in our hearts and minds, we are better able to obey it. ”

Lead kids to sing “The Lord Our God (Deuteronomy 6:4-5).” You may also choose to sing a worship song of your choice.

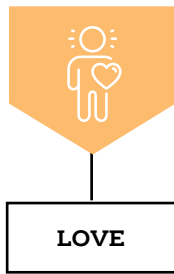
7 PRAY (2 minutes)

Invite kids to pray before transitioning to Love.

SAY “ God, thank You that we can be confident that anything You say is true and that You will always do what You say you will do. Help us trust You with every part of our lives. Amen. ”

Transition from **LEARN** to **LOVE**





THE GOD OF THE GOSPEL

LOVE God by Applying the Story

1 REVIEW & BIBLE SKILLS (5 minutes)

Distribute Bibles and display the Old Testament Kingdoms Map. Guide boys and girls to open their Bibles to 2 Kings 5. Point out the Jordan River (F6) on the Old Testament Kingdoms Map. Remind kids that the Jordan River is where Naaman was healed.

Consider comparing the Old Testament Kingdoms Map to a modern-day map to help kids understand where these stories took place. (Tip: Locate the areas in and around the modern-day Jordan River.)

Choose a volunteer to read aloud 2 Kings 5:11-17.

SAY “ God used Elisha to perform miracles. In verse 15, we read Naaman’s response after he was healed. His miraculous healing caused Naaman to realize that God is the one true God. What did Naaman promise? Look at verse 17. [Allow kids to respond.] Naaman promised to never sacrifice or worship any other god but the one true God who had healed him.

Miracles are always intended to point people to God. When Jesus was on earth, He performed many miracles that proved He was the Son of God. ”

2 GROUP DISCUSSION (10 minutes)

Ask the following questions. Lead the group to discuss.

| **SAY** “ Why does God display His power? ”

Remind kids that God displays His power to draw people to Him and demonstrate that He alone is the one true God. When we see God’s power in our life or in the lives of others, we should respond with worship, knowing that there is no other god like Him.

(Option: Choose a volunteer to read 1 Chron. 29:11-13.)

| **SAY** “ How can you see God’s power in your life? ”

Help kids understand that God’s power doesn’t always come in the form of big miracles. Lead kids to understand that God’s power always works in the lives of believers to conform us more into the image of Jesus. Encourage kids that God promises His power to help us in our weaknesses.

(Option: Choose a volunteer to read 2 Cor. 12:9-10)

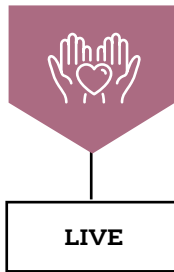
| **SAY** “ How have you seen God work in your life or in the lives of others? ”

Answers will vary. Discuss how God is faithful to continue the good work He began in us when we placed faith in Jesus.

(Option: Choose a volunteer to read Phil. 1:6.)

Transition from **LOVE** to **LIVE**





THE MISSION OF THE GOSPEL

LIVE the Mission

1 ACTIVITY CHOICE (10 minutes)

OPTION 1: SERVE ONE ANOTHER



Form two teams of kids. Provide each team with a serving tray, plastic utensils, paper plate, cup, and a napkin. Lead each team to assemble into a line at the back of the room, while the leader stands at the front of the room.

Call out an order for each team to serve to you. For example: “Bring me a cup, a plate, and a napkin.” Direct each team to work together to place the items on the tray and then choose a kid from their team to run the tray to the leader. The first team to arrive and “serve” the leader gets a point. Continue calling out orders until every kid has had a turn to serve the leader. The team with the most points wins.

SAY “ God has called us to serve others. Today, we learned that nothing, not even a pandemic, could stop missionaries from helping others and sharing about Jesus. Missionaries and volunteers stayed faithful to help people during this time. ”

OPTION 2: MIRACLE MASTERPIECES



Assign kids to groups of three or four. Provide each group with a piece of poster paper and markers. Then assign one of the following Bible verses to each group: John 4:46-54; Luke 5:1-11; Mark 1:30-31; Mark 1:40-45; Matthew 8:5-13; Luke 7:11-18; Matthew 8:23-27; Matthew 9:1-8; Matthew 9:27-31, John 5:1-9; or Matthew 14:15-21. Lead each group to read their Bible verse. Challenge each group to use the details provided in the Bible to draw a picture of that miracle.

Encourage kids to share their drawings with the class and the Bible verse describing the miracle. Then, review the big picture question and answer.

SAY “ Through Elisha’s miracles, God proved that He is the one true God. Through Jesus’ miracles we saw that He is the Son of God. God is greater than anything and He alone deserves our worship. ”

2 JOURNAL AND PRAYER (5 minutes)

Distribute journal pages and pencils. Guide kids to think about and answer the questions listed on the page. As kids journal, invite them to share their ideas.

- What does this story teach me about God or the gospel?
- What does the story teach me about myself?
- Are there any commands in this story to obey? How are they for God’s glory and my good?
- Are there promises in this story to remember? How do they help me trust and love God?
- How does this story help me to live on mission better?

Review the gospel and encourage kids to speak with you or another teacher if they have questions. Then pray, thanking the Lord for demonstrating His power in raising Jesus from the dead so that we could be saved. As time allows, lead kids to complete “Miracles Word Search” on the activity page.