



UNIT 13 | SESSION 3

ELISHA SERVED AS A PROPHET

2 KINGS 2

CHRIST CONNECTION:

God gave Elisha the same spirit that was in Elijah. God gives the Holy Spirit to people who trust in Jesus so they can tell others about Him.

BIG PICTURE QUESTION:

What is idolatry? Idolatry is loving something else more than God.

KEY PASSAGE PHRASE:

Love the Lord your God. Deuteronomy 6:5



YOUR HEART TO TEACH



LEADER Bible Study

Elisha’s incredible loyalty to the prophet Elijah is recorded in 2 Kings 2. He followed Elijah wherever he went. He committed to Elijah even when others told him that Elijah would soon die. And he stayed by his side to the very end.

Elisha saw something in Elijah that he himself wanted: his spirit. In fact, Elisha told Elijah that what he wanted from him most was “two shares of your spirit.” Why on earth would Elisha desire this? Was it because he wanted God’s Spirit to be accessible to him? Was it because he wanted the authority that Elijah carried? Was it because he knew the remainder of his life would be hard and he thought he could use some extra strength? We may not be certain of this; however, it is obvious that Elisha saw something in Elijah that he wanted.

Have you ever observed the gifts of the people around you and desired them for yourself? Maybe you’ve been amazed by someone’s ability to articulate the gospel with great clarity in a compelling way with thousands listening on and desired that gift. Perhaps you saw someone serving with great joy as they opened their home and pulled out every stop to make their guests feel loved and welcomed. Do you long for their gift of hospitality?

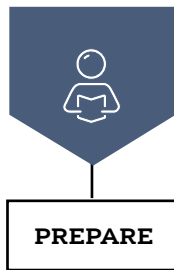
Though at times there is a selfish desire that drives our interest in someone else’s gifts, we see in 2 Kings 2 that Elijah lived a life worthy of emulation. This thought brings to mind Paul’s words in 1 Corinthians 11, ‘Imitate me, as I also imitate Christ.’

Are you living the type of life that others see and long to follow? Is your use of the gifts God has given you one that draws attention and causes questions or where this gifting comes from? Does your faithfulness to the Lord stir an interest on the part of others around you?

When we run faithfully after the Lord, there is no doubt going to be others who see and desire to know more. And as the opportunity arises, take hold of those opportunities to bring others along to see what it looks like to remain faithful to the Lord and ultimately to show them that He is both your motivation and the source of all that is good in you.

PEOPLE TO KNOW

Elisha: a ninth century BC Israelite prophet. The name *Elisha* means “my God is salvation.”



YOUR HEART TO TEACH

GATHER Supplies

Keep a supply of the following items available during all teaching sessions: Allergy Alert, Bibles, washable markers, crayons, scissors (adult use), blunt-tipped scissors, construction paper, copy paper, glue sticks, glue, tape, baby dolls, blocks, play dough, and a beanbag.



WELCOME

Discover the sound

- Big Picture Question Poster
- small box with lid, used in “Listen for a clue” in last session (keep to use throughout the unit)
- small plastic toy horse



LEARN

Learn and practice the key passage phrase

- Key Passage Phrase Marker



LOVE

Play with toy farm animals

- toy farm animal figures
- toy barn

Examine maps

- maps
- tablet, smart phone, or Bible reference book to locate maps of Bethel, Jericho, and the Jordan River



LIVE

Paint with vehicles

- adhesive labels
- red, orange, and yellow washable paint
- paper plates or shallow plastic containers, 1 per color of paint
- toy vehicles, 1 per color of paint
- smocks
- plastic tablecloth

Play with toy medical kits

- toy medical kits

Snack and transition

- snacks
- Activity Page, 1 per child



BONUS

Gather pretend fire

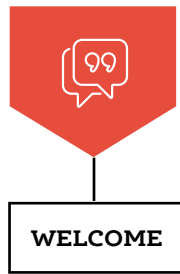
- 12- to 18-inch lengths of red, orange, and yellow paper streamers; 1 per child

Play with vehicles

- toy vehicles
- masking tape
- small pieces of cardboard (optional)

Explore shaving cream and paint

- non-menthol shaving cream
- red, orange, and yellow washable paint
- shallow container
- smocks



Provide as many learning activities as possible from the *Love* and *Live* sections to give preschoolers choices to learn. Incorporate the Bible story, the Christ connection, and key passage phrase in your conversations as the preschoolers engage in learning activities throughout the session.

WELCOME

Use the following activity to greet children as they enter the classroom. Talk about the big picture question and answer. After each child completes the welcome activity, encourage him to participate in the activities provided from the *Love* and *Live* sections of the leader guide.

DISCOVER THE SOUND

Post the big picture question poster near the entrance to the classroom at the preschoolers' eye level. Gather the box used in "Listen for a clue" last session. Place a small plastic horse in the box. Greet boys and girls as they enter the room. Show them the poster as they enter. Encourage preschoolers to shake the box and discover what is making the sound. Reveal the horse and talk about how it relates to today's story. Keep the box to be used in the coming weeks.

SAY “ Welcome to church today. I am so glad you are here! You found a toy horse in the box today. A chariot of fire with horses of fire came when Elijah went up to heaven. Elisha was God’s next prophet after Elijah. We will learn more about these two men today. ”

Transition from **WELCOME** to **LEARN**





THE STORY OF THE GOSPEL

LEARN the Bible Story

1 FIND A PARTNER

Encourage preschoolers to find a partner to bring to group time. Invite pairs to hold hands, lock arms, or give a “high five” as they join the group. You may need to be a partner to preschoolers who may have a difficult time finding one on their own.

SAY “ You came to group time in groups of two. We will hear about two men in our story today. Elijah and Elisha were both prophets. Elisha did not want to leave Elijah. He wanted the same spirit that gave Elijah power. ”

2 TELL THE BIBLE STORY

Open your Bible to 2 Kings 2 and tell the following Bible story.

ELISHA SERVED AS A PROPHET

SAY “ God told Elijah (ih LIGH juh) to find a man named Elisha (ih LIGH shuh). Elisha would be a prophet after Elijah. So Elijah obeyed God. He found Elisha working in a field, and Elisha followed Elijah.

When the time came for God to take Elijah up to heaven, Elisha did not want to leave Elijah. Elijah said, “Stay here, Elisha. The LORD is sending me to Bethel.” But Elisha said, “I will not leave you.” So they both went to Bethel.

Elijah said, “Stay here, Elisha. The LORD is sending me to Jericho.” But Elisha said, “I will not leave you.” So they both went to Jericho.

Elijah said, “Stay here, Elisha. The LORD is sending me to the Jordan River.” But Elisha said, “I will not leave you.” So they both went to the Jordan River.

A group of prophets watched Elijah and Elisha as they stood by the river. Elijah rolled up his coat and hit the water with it. The water parted, and they crossed to the other side on dry ground.

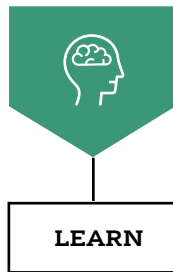
Elisha said, “I want the same spirit that gives you power.”

Elijah said, “If you see me go, you will have it.”

Suddenly, a chariot of fire with horses of fire came between them. Elijah went up to heaven in a whirlwind.

Elisha picked up Elijah’s coat and went back to the river. He hit the water, and it parted for him to cross to the other side. ”

Christ Connection: God gave Elisha the same spirit that was in Elijah. God gives the Holy Spirit to people who trust in Jesus so they can tell others about Him.



THE STORY OF THE GOSPEL

3 REVIEW THE BIBLE STORY

Ask preschoolers how they think Elisha felt in different parts of the story. Encourage them to make each facial expression as they answer the questions. Possible questions include these: “How do you think Elisha felt when Elijah found him? How did Elisha feel when Elijah traveled from place to place? How do you think Elisha felt when the chariot of fire with horses of fire came and Elijah went up to heaven? How did Elisha feel when he knew that he had the same spirit that Elijah had?”

SAY “ You showed me how you think Elisha felt when Elijah found him, when Elijah traveled from place to place, when the chariot of fire with horses of fire came and Elijah went up to heaven, and when he knew that he had the same spirit that Elijah had. God gave Elisha the same spirit that was in Elijah. God gives the Holy Spirit to people who trust in Jesus so they can tell others about Him. ”

4 SING A SONG

Sing the song to the familiar tune of “The Farmer in the Dell.”

“Love the Lord your God.
Love the Lord your God.
Deuteronomy 6 verse 5 says
Love the Lord your God.”

5 LEARN AND PRACTICE THE KEY PASSAGE PHRASE

Place the key passage phrase marker at Deuteronomy 6:5. Invite a child to open your Bible to the key passage. Encourage preschoolers to stand up and say the key passage phrase and then sit down and say the key passage phrase. Repeat this several times, varying how quickly and slowly you lead preschoolers to stand and sit.

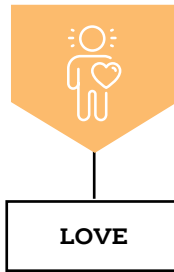
SAY “ Elijah and Elisha were prophets that told people about God. They both loved the Lord. What are ways we can show we love the Lord? ”

6 PRAY

Pray, thanking God for giving Elisha the same spirit that was in Elijah. Thank Him for giving the Holy Spirit to people who trust in Jesus so that they can tell others about Him.

Transition from **LEARN** to **LOVE**





THE GOD OF THE GOSPEL

LOVE God because of what we learned

1 FOLLOW A FRIEND



Encourage preschoolers to partner up with a friend for this game. Tell the first friend to walk to an area of the classroom. The second friend will follow him and say, “I will not leave you.” Repeat the game, varying each time the way children move to each location such as hopping, taking big steps, crawling, walking backward, or walking on tiptoes to the next location. Switch partners so that each preschooler will have an opportunity to be the leader. The friend who follows will mimic the action and say, “I will not leave you” each time.

SAY “Elisha and Elijah were both prophets. Elisha followed Elijah to several locations. He did not want to leave Elijah. How would you feel if you knew one of your friends was leaving? Elisha wanted the same spirit that gave Elijah power. God gave Elisha that spirit. God gives the Holy Spirit to people who trust in Jesus so that they can tell others about Him.”

2 PLAY WITH TOY FARM ANIMALS

Place the toy farm animals, toy barn, and small blocks on a table or the floor for preschoolers to explore. Encourage children to create fields and fenced in areas with the blocks for the animals.

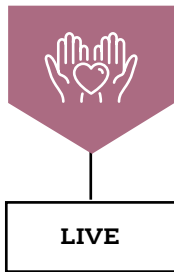
SAY “I like the field and fences you created for the animals. God told Elijah to find a man named Elisha. Elisha would be a prophet after Elijah. Elijah obeyed God and found Elisha working in a field. Elisha followed Elijah to many places. Elisha wanted the same spirit that gave Elijah power. God gave Elisha that same spirit. God gives the Holy Spirit to people who trust in Jesus so they can tell others about Him.”

3 EXAMINE MAPS

Place a variety of maps on a table for preschoolers to examine. Mark points of interest on local maps such as your church building, the grocery store, or library. Use a highlighter to trace familiar routes. Locate maps of Bethel, Jericho, and the Jordan River online or in a Bible reference book.

SAY “Maps help us know how to get to certain places. We can use a map to know where to go and how to get there. God sent Elijah to many places including Bethel, Jericho, and the Jordan River. We can find these places on the maps. Elisha followed Elijah to all of these places. Elisha wanted to stay with Elijah. He wanted the same spirit that was in Elijah. God gave him this spirit.”





THE MISSION OF THE GOSPEL

LIVE for God out of love

1 PAINT WITH VEHICLES

Print the key passage phrase on adhesive labels. Lay a plastic tablecloth over a table. Pour washable paints on paper plates or in other shallow containers, one color in each container. Place a small, toy vehicle in each container of paint. Use a variety of vehicles able to make interesting tire tracks. Assist preschoolers with putting on smocks over their clothes. Encourage boys and girls to roll the vehicles through the paint and then roll the vehicles over their papers. Give each preschooler a key passage phrase label to attach to his paper.

SAY “ You are painting with vehicles in paint colors that remind me of fire. A chariot is a type of vehicle. Elijah went up to heaven when a chariot of fire with horses of fire came between him and Elisha. Our key passage phrase says, ‘Love the Lord your God.’ Elijah loved the Lord very much and obeyed Him. ”

2 PLAY WITH TOY MEDICAL KITS



Place toy medical kits on a table. Encourage preschoolers to play with the medical supplies in the kits. Suggest children take turns being the patient or the doctors and nurses. Pray for the patients at the Baptist Medical Centre in Africa, Dr. Heidi Haun, and the hospital staff as they help the people.

SAY “ Dr. Heidi Haun and the other hospital staff help patients at the Baptist Medical Centre. They also pray with the patients and tell them about Jesus as they are helped at the hospital. ”

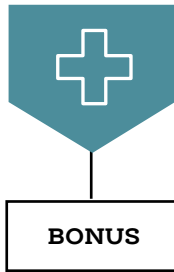
3 SNACK AND TRANSITION



Post an allergy alert. Serve the snack. As children eat, review and talk about the Bible story. When children finish their snack, lead them to complete the activity page. As they work, continue talking about the Bible story and emphasize the Christ connection.

SAY “ God gave Elisha the same spirit that was in Elijah. God gives the Holy Spirit to people who trust in Jesus so they can tell others about Him. ”

Remember to communicate helpful information to the bonus teaching hour leaders. If parents are picking up children at this time, tell them something their child did well during the session. Distribute the big picture cards for families. Encourage parents to engage with the family discussion starters and family activities during the week.



TEACHING HOUR

BONUS Teaching Hour Group Time

1 GATHER PRETEND FIRE

Tape red, orange, and yellow streamers throughout the classroom. Invite preschoolers to find a streamer and wave it in the air as they bring it to group time. Tell children that a chariot of fire with horses of fire came when Elijah went up to heaven.

2 TALK ABOUT THE BIBLE STORY

Open the Bible to 2 Kings 2. Use the summarized points below to talk about the Bible story.

ELISHA SERVED AS A PROPHET

- God told Elijah (ih LIGH juh) to find a man named Elisha (ih LIGH shuh) to be his helper.
- When the time came for God to take Elijah up to heaven, Elisha did not want to leave Elijah.
- They both went to Bethel, Jericho, and the Jordan River.
- A group of prophets watched as Elijah and Elisha stood by the Jordan River. Elijah rolled up his coat and hit the water with it. The water divided, and they walked on dry ground.
- Elisha said, “I want the same spirit that gives you power.” Elijah said, “If you see me go, you will have it.”
- Suddenly, a chariot of fire with horses came between them. Elijah went up to heaven in a whirlwind.
- Elisha picked up Elijah’s coat and went back to the river. He hit the water, and it divided for him to cross to the other side.

3 SING A SONG

Sing the song below to the tune of “The Farmer in the Dell.”

“Love the Lord your God.
Love the Lord your God.
Deuteronomy 6 verse 5 says
Love the Lord your God.”

4 CLAP OUT THE KEY PASSAGE PHRASE

Invite a child to open your Bible to Deuteronomy 6:5. Encourage preschoolers to clap the syllables of the key passage phrase as you repeat it several times.

5 PRAY

Pray, thanking God for sending His Holy Spirit to people who trust in Jesus so they can tell others about Him.



BONUS

TEACHING HOUR

BONUS Teaching Hour Activities

6 GO FOR A WALK



Follow your church's safety and security procedures and take preschoolers on a walk around the church. If weather permits, walk around the outside of the church building as well. If you are not able to leave your classroom for a walk, take a walk around your room. Help preschoolers use their imaginations as you pretend to see sights such as mountains and rivers. Talk about the many places that Elijah and Elisha went as you travel.

SAY “ Elijah and Elisha traveled to many places. When it was time for God to take Elijah up to heaven, Elisha did not want to leave Elijah. Elijah told him to stay, but Elisha said, ‘I will not leave you.’ The men traveled to Bethel, Jericho, and the Jordan River together. When they got to the Jordan River, Elijah rolled up his coat and hit the water with it so they could cross on dry ground. ”

7 PLAY WITH VEHICLES

Provide preschoolers with a variety of toy vehicles to explore including cars, trucks, airplanes, buses, tractors, and wagons or chariots. Make roads with masking tape on the floor. Consider using blocks and pieces of cardboard to make simple ramps.

SAY “ Elijah and Elisha traveled to places where God told them to go. They did not have cars or trucks to take them places, so they walked. What vehicles do you travel in? Another type of vehicle, a chariot of fire with horses of fire, came between Elijah and Elisha when Elijah went up to heaven. What do you think it would have been like to see a chariot of fire? After Elijah went up to heaven, God gave Elisha the same spirit that was in Elijah. ”

8 EXPLORE SHAVING CREAM AND PAINT



Post an allergy alert. Place shaving cream and a few drops of red, orange, and yellow washable paint in a shallow container. Assist preschoolers with putting on smocks over their clothes. Invite boys and girls to mix the shaving cream and paint with their hands so that it looks like fire. Keep baby wipes nearby for children to wipe their hands when they are finished playing with the shaving cream. Remind them not to touch their face with their hands with the shaving cream on their hands.

SAY “ You mixed the shaving cream with the paint. These paint colors remind me of fire. A chariot of fire with horses of fire came between Elisha and Elijah when Elijah went up to heaven. When Elijah went to heaven, God gave Elisha the same spirit that was in Elijah. God gives the Holy Spirit to people who trust in Jesus so they can tell others about Him. ”

Release preschoolers to parents according to your church's security procedure. Tell them something that their child enjoyed doing or did well during the session.