



UNIT 13 | SESSION 3

ELISHA SERVED AS A PROPHET

2 KINGS 2

KEY PASSAGE:

Deuteronomy 6:4-5

BIG PICTURE QUESTION:

What is idolatry? Idolatry is a sin of the heart in which we love and value something else above God.

CHRIST CONNECTION:

God gave Elisha the same spirit that was in Elijah so Elisha could carry out his mission as a prophet. Years later, Jesus told His followers to wait for the Holy Spirit. God gives believers the Holy Spirit so they can share the gospel with the world.



PRIOR TO TEACHING THE SESSION



LEADER Bible Study

Elisha’s incredible loyalty to the prophet Elijah is recorded in 2 Kings 2. He followed Elijah wherever he went. He committed to Elijah even when others told him that Elijah would soon die. And he stayed by his side to the very end.

Elisha saw something in Elijah that he himself wanted: his spirit. In fact, Elisha told Elijah that what he wanted from him most was “two shares of your spirit.” Why on earth would Elisha desire this? Was it because he wanted God’s Spirit to be accessible to him? Was it because he wanted the authority that Elijah carried? Was it because he knew the remainder of his life would be hard and he thought he could use some extra strength? We may not be certain of this; however, it is obvious that Elisha saw something in Elijah that he wanted.

Have you ever observed the gifts of the people around you and desired them for yourself? Maybe you’ve been amazed by someone’s ability to articulate the gospel with great clarity in a compelling way with thousands listening on and desired that gift. Perhaps you saw someone serving with great joy as they opened their home and pulled out every stop to make their guests feel loved and welcomed. Do you long for their gift of hospitality?

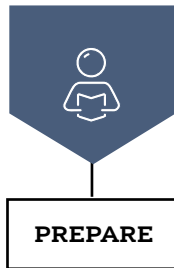
Though at times there is a selfish desire that drives our interest in someone else’s gifts, we see in 2 Kings 2 that Elijah lived a life worthy of emulation. This thought brings to mind Paul’s words in 1 Corinthians 11, ‘Imitate me, as I also imitate Christ.’

Are you living the type of life that others see and long to follow? Is your use of the gifts God has given you one that draws attention and causes questions about where this gifting comes from? Does your faithfulness to the Lord stir an interest on the part of others around you?

When we run faithfully after the Lord, there is no doubt going to be others who see and desire to know more. And as the opportunity arises, take hold of those opportunities to bring others along to see what it looks like to remain faithful to the Lord and ultimately to show them that He is both your motivation and the source of all that is good in you.

PEOPLE TO KNOW

Elisha: a ninth century BC Israelite prophet. The name *Elisha* means “my God is salvation.”



PRIOR TO TEACHING THE SESSION

GATHER Supplies

Keep a regular supply of the following items available at all times: Bibles, pens or pencils, markers, crayons, colored pencils, scissors, glue or tape, paper.



WELCOME

Activity Page

- “Bible Verse Match” activity page

Session Starter (Option 2)

- chenille stems, 1 per kid
- pony beads



LEARN

Introduce the Session

- countdown video

Big Picture Question

- Big Picture Question Poster

Review the Timeline

- Giant Timeline

Tell the Bible Story

- “Elisha Served as a Prophet” video
- Bible Story Picture Poster
- Old Testament Kingdoms Map (optional)

Questions from Kids

- “Unit 13, Session 3” questions from kids video

Missions Moment

- “Haun’s Door to Door” missions video

Key Passage Activity

- Key Passage Poster
- “The Lord Our God (Deuteronomy 6:4-5)” song
- worship song of your choice (optional)
- balloons, 20–25



LOVE

Review & Bible skills

- Small Group Timeline and Map Set
- world map



LIVE

Activity Choice (Option 1)

- adhesive bandage
- medicine dropper
- thermometer
- gauze
- gloves
- mask
- tweezers
- antiseptic wipe

Activity Choice (Option 2)

- Big Picture Question Poster

Journal and Prayer

- Journal Page
- “Secret Message” activity page



WELCOME Kids

Greet each kid as he or she arrives. Use this time to collect the offering, fill out attendance sheets, build relationships, and help new kids connect to your group.

| **SAY** “ Is there someone you want to be like? Why do you want to be like that person? ”

1 ACTIVITY PAGE (5 minutes)

Invite kids to complete “Bible Verse Match” on the activity page.

| **SAY** “ The Holy Spirit plays an important role in the life of believers. God also gave His Spirit to the prophets in the Old Testament. In today’s Bible story, we will learn why Elisha wanted the Spirit of God. ”

2 SESSION STARTER (10 minutes)

OPTION 1: MIRROR ME



Direct kids to find a partner. Ask each partner to face each other. Choose one kid from each pairing to be the *Leader*. The *Leader* will perform movements, such as raise her right arm or touch her nose, that the other kid will need to mirror. Challenge kids to copy the movements at the same time so that it looks like they are the mirror image of their partner.

Lead the kids to repeat the challenge, but switch up the *Leader*. Invite kids to share who was better at mirroring the movements.

| **SAY** “ Sometimes there are people we would like to be like. They may be really good at a sport or be very kind. In today’s Bible story, Elisha wanted to follow in the ways of Elijah and have the spirit of God on him. ”

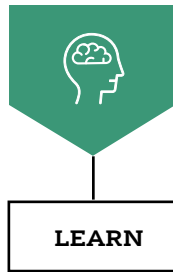
OPTION 2: ONE HANDED CHALLENGE

Distribute chenille stems and pony beads to each kid. Challenge kids to string the pony beads onto the chenille stem using only one hand. Allow kids two minutes to string the beads on the chenille stems. The kid with the most beads on the chenille stems is the winner of the first round.

Lead the kids to repeat the challenge, but allow them to use both hands this time. The kid with the most beads at the end of two minutes is the winner.

| **SAY** “ Was it easier to string the beads with one hand or with both hands? [Allow responses.] In today’s Bible story, the Holy Spirit was upon the prophets Elijah and Elisha, but Elisha asked for a double portion of the Spirit’s power. ”





THE STORY OF THE GOSPEL

INTRODUCE the Bible Story

1 INTRODUCE THE SESSION (3 minutes)

Show the countdown video as you transition to introduce the Bible story. Set it to end as the session begins.

SAY “ Welcome! My name is [your name] and I am so glad you are here with us today! Can you raise up your Bible if you brought it today? [Distribute Bibles to kids who need one.] The Bible is God’s Word and is the way God communicates truth to those who follow Him. That is why we believe it is so important to use our time together to study stories from the Bible.

Today, we will hear an incredible story of how the Holy Spirit empowered the prophets Elijah and Elisha to serve the Lord. We will also learn that God gives all believers the Holy Spirit so we can share the gospel with the others. ”

2 BIG PICTURE QUESTION (1 minute)

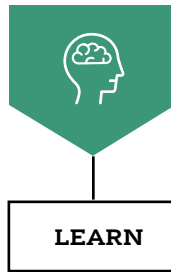
SAY “ We have been learning that only God deserves our worship and that we should love Him more than anything. Our big picture question we have been learning is, **What is idolatry?** Can you all remember the answer? [Allow responses.] Yes, the answer is, **Idolatry is a sin of the heart in which we love and value something else above God.**

God’s people struggled with the sin of idolatry and so can we. But through Jesus, we can have hearts that want to worship God above all else. ”

3 REVIEW THE TIMELINE (1 minute)

Show the giant timeline. Point to individual Bible stories as you review.

SAY “ As God’s people continued to turn away from Him and worship false idols, God sent prophets to tell the people to turn back to Him. Last week, we heard the amazing story of how God displayed His power through Elijah’s prayer. God sent fire from heaven to show He is the one true God. He proved that He, alone, is worthy of worship. Today, we will learn how God called another man, named Elisha, to serve Him as a prophet. ”



THE STORY OF THE GOSPEL

LEARN the Bible Story

1 TELL THE BIBLE STORY: VIDEO OR STORYTELLER (10 minutes)

Open your Bible to 2 Kings 2. Use the Bible storytelling tips to help you tell the story, or show the Bible story video “Elisha Served as a Prophet.” Use the bold text to retell or review the story.

ELISHA SERVED AS A PROPHET

“Elijah was a powerful prophet to Israel, but God had a plan for another man to be a prophet after Elijah. That man’s name was Elisha (ih LIGH shuh). Elisha followed Elijah and served him for several years.

When the time came for the Lord to take Elijah up to heaven, Elisha did not want to leave Elijah. Elijah said, “Elisha, stay here. The LORD is sending me to Bethel.” But Elisha said, “As long as you are alive, I will not leave you.” So they went together to Bethel.

At Bethel, Elijah said, “Elisha, stay here. The LORD is sending me to Jericho.” But Elisha said, “As long as you are alive, I will not leave you.” So they went together to Jericho.

At Jericho, Elijah said, “Elisha, stay here. The LORD is sending me to the Jordan River.” But Elisha said, “As long as you are alive, I will not leave you.” **So they went together to the Jordan River.**

A crowd of prophets watched Elijah and Elisha as they stood by the river. Elijah rolled up his cloak and hit the water with it. The river parted, and they crossed to the other side.

Elijah asked, “Is there anything I can do for you before I go?”

Elisha said, “I want a double portion of the spirit that you have.”

Elijah said, “If you see me go, you will have it.”

Suddenly, a chariot of fire with horses of fire appeared and drove between them. Elijah went up to heaven in a whirlwind.

Elisha watched as Elijah went away. Then he picked up Elijah’s cloak and went back to the river. He hit the water, and it parted for him to cross to the other side just as it had for Elijah.

The crowd of prophets was there watching, and they saw that the spirit that was with Elijah was now with Elisha. The prophets searched for Elijah, but they could not find him since God had taken him up to heaven.

Christ Connection: God gave Elisha the same spirit that was in Elijah so Elisha could carry out his mission as a prophet. Years later, Jesus told His followers to wait for the Holy Spirit. God gives believers the Holy Spirit so they can share the gospel with the world. ”

STORYTELLING TIPS

Use movement: Move to different parts of the room as you teach that Elisha and Elijah traveled to different places.

Display a map: Display the Old Testament Kingdoms Map and point to Bethel, Jericho, and the Jordan River as you mention them in the story.



THE STORY OF THE GOSPEL

2 REVIEW THE BIBLE STORY

SAY “Elijah had served the Lord and now it was time for God to bring him to heaven. What did Elisha say to Elijah as Elijah moved from place to place serving the Lord? Look at 2 Kings 2:2b. [Choose a volunteer to read aloud 2 Kings 2:2b.] Elisha was a faithful friend and helper to Elijah and wanted to remain with him wherever the Lord took him. God was preparing Elisha to be a prophet after Elijah was gone.

Before the Lord took Elijah to heaven, Elisha asked for the same spirit that filled Elijah to fill him. Elisha and many other people saw that Elijah’s power came from the Lord and Elisha knew he needed this power to serve the Lord as a prophet. How much of the spirit did Elisha ask for? [Allow responses.] Elisha asked for a double portion of God’s spirit.

What did Elijah say would be the sign Elisha would receive the double portion? [Allow responses.] Elijah told Elisha that if he saw Elijah taken up to heaven, then his request would be answered. After Elijah was taken to heaven, Elisha took Elijah’s coat and hit the water, causing it to part. There were people watching Elisha when the water parted. What did they say after seeing this? Look at 2 Kings 2:14-15. [Choose a volunteer to read aloud 2 Kings 2:14-15.] The people saw that God had given Elisha the same spirit that Elijah had.

Did you know that all believers have the Spirit of God within us? God equips all believers with the Holy Spirit so that we can share the gospel with those around us and all over the world. We need God’s power and strength to live for Him and serve Him. ”

3 CHRIST CONNECTION

SAY “God gave Elisha the same spirit that was in Elijah so Elisha could carry out his mission as a prophet. Years later, Jesus told His followers to wait for the Holy Spirit. God gives believers the Holy Spirit so they can share the gospel with the world. ”

(Tip: Use Scripture and the Gospel Plan Poster to explain how to become a Christian. Make sure kids know when and where they can ask questions.)

4 QUESTIONS FROM KIDS (3 minutes)

Show the “Unit 13, Session 3” questions from kids video. Prompt kids to discuss:

1. What should we do when we feel lonely?
2. How can you look for ways to be a friend to others?

5 MISSIONS MOMENT (3 minutes)

Play the missions video.

SAY “The Haun family had to stay in the United States for over a year during the COVID-19 pandemic because travel between countries was not allowed. While they waited to go back to West



THE STORY OF THE GOSPEL

Africa, the Hauns concentrated on what they could do during this time, instead of what they could not do. ”

Ask a volunteer to pray that everyone at the Baptist Medical Center will stay healthy and have the rest and strength they need to help their patients. Ask another volunteer to pray for the Mamprusi people who live in the area that the Haun family ministers to in West Africa. Thank God for the work being done in Ghana.

6 KEY PASSAGE ACTIVITY (5 minutes)

Before the session, blow up 20–25 balloons. Write the words of the key passage on half of the balloons. Leave the other balloons blank. Place the balloons in the center of the room.

Show the key passage poster. Lead kids in reading aloud Deuteronomy 6:4-5 together.

SAY “ God alone is worthy of all our worship and love. Let’s continue working to memorize our key passage by playing a game. ”

Direct kids to find the balloons with the words from the key passage and work together to tape these balloons to a wall in the correct order. (Tip: Challenge kids to first pop all of the balloons without the words before assembling the balloons with the key passage words in the correct order.)

Lead kids to sing “The Lord Our God (Deuteronomy 6:4-5).” You may also choose to sing a worship song of your choice.

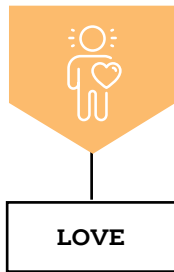
7 PRAY (2 minutes)

Invite kids to pray before transitioning to Love.

SAY “ Thank You, Lord, for speaking to us through Your Word and for sending the Holy Spirit to empower us as we live for You. Help us to share the gospel with those You place around us and those all over the world. Amen. ”

Transition from **LEARN** to **LOVE**





THE GOD OF THE GOSPEL

LOVE God by Applying the Story

1 REVIEW & BIBLE SKILLS (5 minutes)

Distribute Bibles and display the Old Testament Kingdoms Map. Guide boys and girls to open their Bibles to 2 Kings 2. Explain that Elijah was one of two people who was taken to heaven without experiencing death. Point out the Jordan River (F6) on the Old Testament Kingdoms Map to show where God called Elijah up to heaven.

Consider comparing the Old Testament Kingdoms Map to a modern-day map to help kids understand where these stories took place. (Tip: Locate the areas in and around the modern-day Jordan River.)

Choose a volunteer to read aloud 2 Kings 2:14.

SAY “ God used Elijah in a powerful way throughout his time on earth. Last week, we saw how the Lord used Elijah to communicate that God is the one true God. Elisha had followed Elijah and seen God’s power at work in him. Elisha wanted to serve the Lord and knew he could only do so if God’s spirit came upon him. God answered Elisha’s request and when Elisha was able to part the water, he knew he had God’s spirit.

Jesus promised that everyone who believes in Him will also receive God’s Spirit. The Holy Spirit opens our hearts and minds to believe the truth of the gospel. The Holy Spirit also helps us to walk in obedience to God’s Word. Through the Spirit we are able to share the gospel with others. ”

2 GROUP DISCUSSION (10 minutes)

Ask the following questions. Lead the group to discuss.

| **SAY** “ How did Elijah follow the Lord, and how can we follow the Lord? ”

Discuss how Elijah followed the Lord by being obedient to do what God told him to do. We can also do what God tells us by being obedient to His Word. Explain that the Holy Spirit helps us to walk in God’s truth.

(Option: Choose a volunteer to read John 16:13.)

| **SAY** “ How do we know if we have the Holy Spirit living in us? ”

Remind kids that anyone who trusts in Jesus is given the Holy Spirit. Discuss how we can see the Holy Spirit at work in our lives by how we live. God uses His Spirit to bear good fruit in our lives such as kindness, love, and patience.

(Option: Choose a volunteer to read Gal. 5:22-25.)

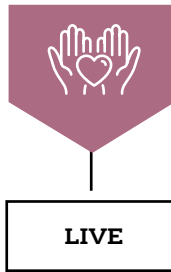
| **SAY** “ What role does the Holy Spirit play in a believer’s life? ”

Discuss how the Holy Spirit plays many roles in a believer’s life. He empowers us to live for the Lord and share the gospel with others. He also helps us remember and understand what the Lord tells us through His Word. Encourage kids to follow the Spirit’s leading in their lives.

(Option: Choose a volunteer to read John 14:26.)

Transition from **LOVE** to **LIVE**





THE MISSION OF THE GOSPEL

LIVE the Mission

1 ACTIVITY CHOICE (10 minutes)

OPTION 1: HELP THE HURTING



Before the session, gather the following items from a first aid kit: adhesive bandage, medicine dropper, thermometer, gauze, gloves, mask, tweezers, and an antiseptic wipe.

Display the first aid kit items on a table. Read the scenarios listed below one at a time. Invite one kid to choose the best first aid item(s) to help in the first scenario. Choose a different kid for each scenario.

- A girl feels warm and might have a fever.
- A boy has a bad cough.
- A girl scraped her knee.
- A boy has a large cut on his arm.
- A girl has a splinter.

SAY “ We use first aids kits to help people who are hurt. Dr. Haun helps hurting people by performing surgery. She also helps people by telling them about Jesus. Sin causes a lot of pain and hurt in our world. But Jesus saves us and brings us hope. ”

OPTION 2: LEAD ME IN TRUTH



Invite kids to form a large circle. Choose one kid to stand in the center of the circle. Lead the kid in the center of the circle to say a statement about himself to the class, such as “I am the oldest of three kids.” If the kids in the circle think the statement is true, they step into the center of the circle. If they think the statement is false, they remain where they are. Direct the kid to reveal if the statement is true or false. Those who answered incorrectly are out.

Continue playing, allowing a new kid to stand in the center and say a true or false statement. Play several rounds as time allows.

SAY “ God sent His Spirit to come upon the prophets to show the people He is the one true God. God gives us His Spirit so we can walk in His truth. As we obey what is true and follow God’s Word, others can see the Spirit at work in our lives. ”

2 JOURNAL AND PRAYER (5 minutes)

Distribute journal pages and pencils. Guide kids to think about and answer the questions listed on the page. As kids journal, invite them to share their ideas.

- What does this story teach me about God or the gospel?
- What does the story teach me about myself?
- Are there any commands in this story to obey? How are they for God’s glory and my good?
- Are there promises in this story to remember? How do they help me trust and love God?
- How does this story help me to live on mission better?

Review the gospel and encourage kids to speak with you or another teacher if they have questions. Then pray, thanking God for His Spirit at work in our lives. As time allows, lead kids to complete “Secret Message” on the activity page.